

# The wishbook



...of your lighting dreams!



"From the first affordable LED bulbs to today's Smart lighting systems, SUNLIT LIGHTS is a company with a heritage built on technological innovation!"



ISO 9001:2015 (QMS) CERTIFIED CO.



We have been at the forefront of every development in led lighting. We took these breakthrough technologies from the laboratory to the streets, homes, stores and offices. This commercialisation is important. We don't develop new technologies for the sake of it, we do it to enable the world to do things better. Lighting isn't just an overhead, a figure of the 'cost' side of the balance sheet; it is also an extraordinarily powerful tool that affects the way we feel and influences the way we respond to the world around us.

These are just some of the ways in which today's lighting technologies are helping to deliver additional value:

- More productive offices
- Lively Homes
- Extended shelf life of fresh products
- Increased retail sales
- Enhanced architectural features
- More welcoming public spaces
- Relaxed hospitality environments
- Safer Streets

## Smart systems for even greater benefit

We are working on solutions to broader issues too, developing technologies that extend the benefits of LED lighting systems beyond simple illumination. The evolution of modern day LED lighting systems can be broken down into three key phases.

The first saw the arrival of LED lighting as a mainstream technology, improving the quality of light while at the same time reducing energy costs.

Secondly, we saw the development of the SMART control systems that enable savings and system enhancements through dimming and daylight harvesting.

Today we are entering a third phase, where lighting systems integrate directly into the digital network and play a central role in what has become known as the Internet of Things.

## Innovative solutions based on intelligent networks

This will dramatically change the way we think of lighting. Instead of being a passive utility to be switched on and off as required, lighting systems will interact with other technologies to deliver a range of benefits unimaginable just a few short years ago.



Lighting for your all needs!

Retail Stores | Offices | Warehouses | Factories | Restaurants | Hotels | Homes | Outdoors



# CONTENTS

## INDOOR LIGHTS

1. Magnetic Smart Light System	1
2. Wi-Fi Smart LED Controllers	2
3. En vogue Smart LED Control System	3-4
4. En vogue Smart Staircase Lighting Control System	5
5. LED Panel Edge Lit - Smart Series	6
6. LED Panel Back Lit - Smart Series	6
7. LED Panel Edge Lit - Pixel Series	6
8. LED Panel Back Lit	7
9. LED Slim Panel - Trimmy Series	7
10. LED Remote Panel Edge Lit	7
11. LED Panel With Built In Driver - Prime Series	7
12. LED Down Light - Galaxy Series	8
13. LED Down Light - Crystal Series	8
14. LED Slim Surface Panel - Solitaire Series	8
15. LED Surface Panel	8
16. COB Down light - Bloom Series	9
17. COB Spotlight - Coral Series	9
18. COB Movable Surface Spotlight - Coral Series	9
19. COB Laser Blade Spotlight - Matrix Series	10
20. COB Spotlight - Matrix Series	11
21. COB Zoom Spotlight - Matrix Series	12
22. COB Spotlight - Matrix Series	12
23. COB Spotlight Module - Matrix Series	13
24. COB Spotlight Rings - Matrix Series	13
25. Trimless COB Spotlight - Matrix Series	13
26. Narrow Trim COB Spotlight - Matrix Series	14
27. COB Spotlight Rings - Beyond Series	15
28. COB Spotlight Modules - Beyond Series	15
29. COB Anti-Glare Surface Down Light - Beyond Series	16
30. COB Directional Surface Light - Beyond Series	17
31. COB Pendant Light - Beyond Series	17
32. COB Reading Lamp	17
33. COB Telescopic Spot Light - Beyond Series	18
34. COB Spotlight Module - Beyond Series	19
35. COB Spotlight Rings - Beyond Series	19
36. COB Spotlight - SL-X Series	20
37. COB Spotlight - Smart Series	20
38. COB ZoomSpotlight	20
39. Degree Adjust Spotlight	20
40. LED Tubelight - Neon Series	21
41. COB Wall light - SL-X Series	21
42. Track Light	22
43. Track Light	23
44. Track Light Channels & Connectors	23
45. Kitchen & Cabinet Lights	24
46. Battery Operated Cabinet & Drawer Lights	25
47. Smart Sensors & Accessories	26-27
48. Basin Mirror Lights	28-29

## OUTDOOR LIGHTS

49. Outdoor Lights - Cloudy Series	30-31
50. Foot lights	32
51. Wall / Ground Burial Indoor Lights	33
52. Wall / Ground Burial Outdoor Lights	33
53. Parking Lights	34
54. Outdoor Surface COB Downlights	34
55. Garden Lights	35
56. Bollard Lights	36
57. 360° Trick Light	37
58. Wall Washers	37
59. Under Water Lights	38-39
60. Drivers for Under Water Lights	39
61. High Bay Lights	40
62. COB Flood Lights	40
63. SMD Led Flood Lights - Nano Series	40
64. SMD Led Flood Lights - Blush Series	41
65. Colored Led Flood Lights - Splash Series	42
66. Edison Led Street Lights	42
67. Edison Led Street Lights	43
68. Osram Led Street Lights	43

## PROFILES

69. Led Aluminium Profiles	44-51
----------------------------	-------

## FLEXILIGHTS

70. LED Strips - Gold Series 12V DC	52
71. LED Strips - Gold Series 24V DC	53
72. LED Strips - Eco Series 12V DC	54
73. LED Strips - Eco Series 12V DC	55
74. LED Strips - Eco Series 24V DC	56
75. LED Rope Lights	57
76. LED Soft Neon Lights	57

## SMPS

77. Super Slim SMPS	58
78. SMPS 12V DC - Mini Series (Low Height)	58
79. SMPS 12V DC	58
80. SMPS 5V DC	59
81. SMPS 24V DC	59
82. SMPS Waterproof 24V DC	59
83. SMPS Rainproof 12V DC	60
84. SMPS Waterproof 12V DC	60
85. SMPS Ultra Slim Phase Cut+ Analogue Dimmer 12V DC	61
86. SMPS Ultra Slim Phase Cut+ Analogue Dimmer 24V DC	61

## LED DRIVERS

87. LED Drivers	62
88. Waterproof LED Drivers	62
89. Phase Cut Dimmable LED Drivers (TRAIC Dimming)	62
90. Phase Cut Dimmable LED Drivers	63
91. Analogue Dimmable LED Driver (0-10)	63
92. Dali Adjustable Dimmable LED Drivers	63



# MAGNETIC SMART LIGHT SYSTEMS



MODEL : SL-ST-35  
 Input Voltage : DC 48 V  
 Max Load : 300W  
 Track Sections : 1m /2m /3m  
 Max. TrackLength : 50 m  
 Body Color : Black  
 Description : Magnetic Track Channel (Surface/Recessed)



MODEL : SL-M7104  
 Watt : 10 W /20 W  
 CCT : 3K / 4K / 5K  
 Input Voltage : DC 48 V  
 Lumens : 70 Lm/W  
 Beam Angle : 15° /30° / 45°  
 Body Color : BL / WH  
 LED : Cree / Osram  
 Description : Magnetic light



MODEL : SL-M6102i  
 Watt : 24 W  
 CCT : 3K / 4K / 5K  
 Input Voltage : DC 48 V  
 Lumens : 70 Lm/W  
 Beam Angle : 15° /24° / 38°  
 Body Color : BL / WH  
 LED : Cree / Osram  
 Description : Magnetic light



MODEL : SL-M7108  
 Watt : 7W / 3W  
 CCT : 3K / 4K / 5K  
 Input Voltage : DC 48 V  
 Lumens : 70 Lm/W  
 Beam Angle : 3° /15° /24° / 38°  
 Body Color : BL  
 LED : Cree / Osram  
 Description : Magnetic light



MODEL : SL-M6101 R/S  
 Watt : 10W / 20W  
 CCT : 3K / 4K / 5K  
 Input Voltage : DC 48 V  
 Lumens : 70 Lm/W  
 Beam Angle : 15° /24° / 38°  
 Body Color : BL  
 LED : Cree / Osram  
 Description : Magnetic light



MODEL : SL-M310 R/S  
 Watt : 12 W  
 CCT : 3K / 4K / 5K  
 Input Voltage : DC 48 V  
 Lumens : 80 Lm/W  
 Beam Angle : 15° /24° / 38°  
 Body Color : BL  
 LED : Cree / Osram  
 Description : Magnetic light



MODEL : SL-M7105  
 Watt : 8 W  
 CCT : 3K / 4K / 5K  
 Input Voltage : DC 48 V  
 Lumens : 80 Lm/W  
 Beam Angle : 10° /20° / 30°  
 Body Color : BL / WH  
 LED : Cree / Osram  
 Description : Magnetic light



MODEL : SL-M7109  
 Watt : 5 W /9W  
 CCT : 3K / 4K / 5K  
 Input Voltage : DC 48 V  
 Lumens : 80 Lm/W  
 Beam Angle : 15° /24° / 38°  
 Body Color : BL / WH  
 LED : Cree / Osram  
 Description : Magnetic light



MODEL : SL-M7102  
 Watt : 10W / 20W / 30W  
 CCT : 3K / 4K / 5K  
 Input Voltage : DC 48 V  
 Lumens : 70 Lm/W  
 Beam Angle : 15° /30° / 45°  
 Body Color : BL  
 LED : Cree / Osram  
 Description : Magnetic light



MODEL : SL-M7103  
 Watt : 10W / 20W / 30W  
 CCT : 3K / 4K / 5K  
 Input Voltage : DC 48 V  
 Lumens : 70 Lm/W  
 Beam Angle : Wall Washer 90°  
 Body Color : BL / WH  
 LED : Cree / Osram  
 Description : Magnetic light



MODEL : SL-M7106  
 Watt : 24W  
 CCT : 3K / 4K / 5K  
 Input Voltage : DC 48 V  
 Lumens : 80 Lm/W  
 Beam Angle : 120°  
 Body Color : BL / WH  
 LED : Cree / Osram  
 Description : Diffuser 90°



MODEL : SL-M7101  
 Watt : 12W 24W / 48W  
 CCT : 3K / 4K / 5K  
 Input Voltage : DC 48 V  
 Lumens : 80 Lm/W  
 Beam Angle : 120°  
 Body Color : BL / WH  
 LED : Cree / Osram  
 Description : Diffuser




Prices on request ( Terms & Conditions apply)

# Wi-Fi Smart LED Controllers

Control all Lights & Gadgets of your Home Smartly!



NO SEPARATE AUTOMATION  
DEVICE REQUIRED



NO NEED TO  
CHANGE WIRING

## Wi-Fi Smart LED Dimmer Switch



- Touch Panel Wall Switch
- Remote turn on/off all kinds of electrical appliances by App and Touch Panel
- Support dimming function.
- Support timing function, schedule to switch on/off device.
- Sync Management by Groups, remote turn on/off multiple switches simultaneously.
- Led Lit, Elegant, Tempered Glass, Water Proof Touch Panel is easily visible in darkness.
- Compatible with Alexa, Google home & IFTTT. Control your device by voice command.
- Download "Smart Life" from Apple Store or Google Play.

M.R.P. : Rs 4000.00



- Wi-Fi power breaker 2.4 GHz.
- Remote turn on/off all kinds of electrical appliances by App
- Support timing function, schedule to switch on/off device.
- Sync Management by Groups, remote turn on/off multiple switches simultaneously.
- Compatible with Alexa, Google home & IFTTT. Control your device by voice command.
- Download "Smart Life" from Apple Store or Google Play.

M.R.P. : Rs 1100.00



## Wi-Fi ON / OFF Switch



## En Vogue

*light up your world.... smartly!*

- High Efficiency, Flicker Free
- High Controllable Distance > 30 meters
- Control through Remote, Smart Phone, Tablet, Alexa, Google Assistant, IFTTT, Smart Panel
- Controllable Groups : Upto 12 Groups (Unlimited Lights in each Group)
- One Output : Dimmable Driver
- Dimming Range : 10-100%
- Two Output : Dimmable & Color Adjustable Driver



3 in 1 lights concepts controllable with remote & mobile.  
Switching On/Off, Dimming and CCT change functions can be controlled.\*



Remote Control



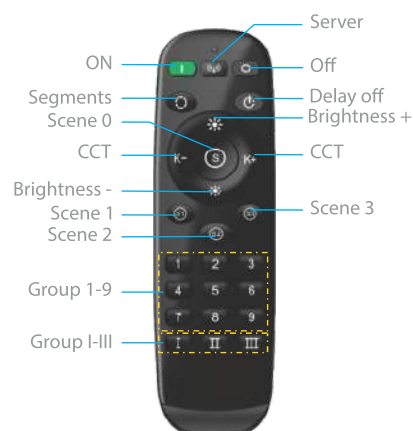
Luxury Switch (Wireless)



# En Vogue Remote Control & Wireless Luxury Switch

## FEATURES

- 2.4 G wireless communication, fast remote control, adjustable brightness and color temperature, Remote control distance (20 meters)
- Support mobile APP, it can achieve to control single lamp, and remote control
- Mesh networking function, supports more than 1000 square meters, Lighting space is in whole control, automatic multi-lamp synchronization,
- Support scene function. store up to 3 scenes, each of which remembers all lights switches, brightness, and color temperature scene, Restore for one key
- Support general control and sub-group independent control, each group can control many lamps.
- Support fast segmented switch
- Support turn off for delay
- Support multi-control for one. A lamp can pair up to 8 remote controls (8 groups)
- Power-off memory is supported. the lights are turned off after lighting 5s, the situation of the lights will be saved before the power is off.
- Support the subsection control function of the wall switch.



## INSTRUCTIONS

- **Pairing.** When the lamp is used for the first time, it is necessary to match the remote control with the lamp, also known as Matching the code. The lights are off for more than 10 seconds, then open in 5 seconds, three times in pressing the ON key or group keys (1-9, I-III) the lights flickered 3 times, and the match is successful. If any lamps are not controlled, please repeat the operation. ON key automatically pairing up to group 1.
- **All control.** Press the ON key, you can turn on or select all lights of the control group (1-9, I-III) at the same time, long press the ON key, all the lights are set to the brightest, short press the OFF key, and turn off all lamp of group (1-9, I-III) at the same time, then long press the OFF key, and all the lights turn on to the darkest.
- **Group control.** Twelve groups key (1-9, I-III) can be used to select any groups and control the turn on and off of the lights in this group, short press to turn on the group light or select the group, long press to turn off the group lights.
- **Dimming.** BRIGHT- / BRIGHT+ (Brightness button), CCT- / CCT+ (color temperature button), the BRIGHT are adjusted Brightness on the current selected group, The CCT are adjusted color temperature on the current selected group adjustment.
- **Scene.** By pressing the scene button (S0-S3) for 3 seconds, the situation of the current remote control lamp is stored, and the scene key is pressed short, and the controlled lamp returns to the stored situation.
- **Segments.** The short Segment key can realize the fast switching of neutral-light, cold- white -light and warm- white -light or 100%-50%-25% light brightness switch, Long press Segments key, enter automatic cycle color temperature change or brightness change, press any key to exit Demo mode.
- **Delay off the lights.** Short press the delay key, the lamp flashes for 10 seconds and automatically shuts off, long press the delay key, the lamp flashes for 30 minutes and automatically closes. During the delay time, press any other key to exit the delay switch off function.
- **Unpairing.** Within 5S in electricity for the lamp, continuing short press the OFF key 5 times, the lamp flash 3 times, the pairing code Eliminate successfully, the group key is long pressed, and then the group lamps is electrified until the group lamp flash 3 times, releases the key button, the pairing code of this group lamps Eliminate successfully.


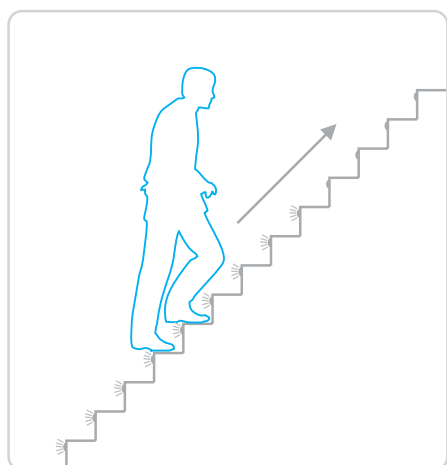


# En Vogué

*smart staircase lighting system.*



When walking up and down stairs at night, it's nice to have a little set of guide-lights that illuminate the stairs to make it safer to climb up or down! These smart stair lights turn on automatically as you walk up and down the stairs. They detect your movement, and will illuminate the stairs in front of you. Then as you pass, they shut off behind you.



Price on request



## SL LED PANEL EDGE LIT – SMART SERIES



Product Code	Watt	CCT	Lumens	Shape	Beam Angle	Size	LED Specifications	Warranty	CRI	PF	Pcs/Box	MRP (Rs)
SL 006-33	6W	4K 6K	450 Lm	Round Square	120°	Outer:120x120x25mm Hole : 105x105mm	EPISTAR	2 Years	>85	≥.95	40	
SL 012-33	12W	4K 6K	950 Lm	Round Square	120°	Outer:172x172x25mm Hole : 155x155mm	EPISTAR	2 Years	>85	≥.95	40	
SL 015-33	15W	4K 6K	1150 Lm	Round Square	120°	Outer:172x172x25mm Hole : 155x155mm	EPISTAR	2 Years	>85	≥.95	40	
SL 018-33	18W	4K 6K	1450 Lm	Round Square	120°	Outer:225x225x25mm Hole : 205x205mm	EPISTAR	2 Years	>85	≥.95	20	

## SL LED PANEL BACK LIT – SMART SERIES



Product Code	Watt	CCT	Lumens	Shape	Beam Angle	Size	LED Specifications	Warranty	CRI	PF	Pcs/Box	MRP (Rs)
SL 006-34	6W	4K 6K	450 Lm	Round Square	120°	Outer:110x110x25mm Hole : 90x90mm	EPISTAR	2 Years	>85	≥.95	40	
SL 012-34	12W	4K 6K	950 Lm	Round Square	120°	Outer:150x150x25mm Hole : 130x130mm	EPISTAR	2 Years	>85	≥.95	40	
SL 018-34	18W	4K 6K	1450 Lm	Round Square	120°	Outer:170x170x25mm Hole : 150x150mm	EPISTAR	2 Years	>85	≥.95	20	



## SL LED PANEL EDGE LIT – PIXEL SERIES



Product Code	Watt	CCT	Lumens	Shape	Beam Angle	Size	LED Specifications	Warranty	CRI	PF	Pcs/Box	MRP (Rs)
SL003*	3W	3K 4K 6K	270 Lm	Round Square	120°	Outer:85x85x25mm Hole : 72x72mm	SMD 2835 EDISON TAIWAN	2 Year	>85	≥.95	50	
SL006*	6W	3K 4K 6K	540 Lm	Round Square	120°	Outer:120x120x25mm Hole : 105x105mm	SMD 2835 EDISON TAIWAN	2 Year	>85	≥.95	20	
SL012*	12W	3K 4K 6K	1080 Lm	Round Square	120°	Outer:172x172x25mm Hole : 155x155mm	SMD 2835 EDISON TAIWAN	2 Year	>85	≥.95	20	
SL018*	18W	3K 4K 6K	1620 Lm	Round Square	120°	Outer:225x225x25mm Hole : 205x205mm	SMD 2835 EDISON TAIWAN	2 Year	>85	≥.95	20	
SL030	30W	3K 4K 6K	2650 Lm	Round Square	120°	Outer:300x300x25mm Hole : 275x275mm	SMD 2835 EDISON TAIWAN	2 Year	>85	≥.95	10	
SL4248	45W	3K 4K 6K	3240 Lm	Square	120°	Outer:595x595x25mm Hole : 580x580mm	SMD 2835 EDISON TAIWAN	2 Year	>85	≥.95	1	

\* Dimmable option available ( terms & conditions apply)

# SL LED PANEL BACKLIT



Product Code	Watt	CCT	Lumens	Shape	Beam Angle	Size	LED Specifications	Warranty	CRI	PF	Pcs/Box	DPL (Rs)
SL 008*	8W	3K	720 Lm	Round	120°	Outer:110x110x30mm Hole : 100x100mm	SMD 2835 EDISON TAIWAN	2 Year	>85	≥.95	20	
		4K		Square								
		6K										
SL 015*	15W	3K	1350 Lm	Round	120°	Outer:165x165x35mm Hole : 145x145mm	SMD 2835 EDISON TAIWAN	2 Year	>85	≥.95	20	
		4K		Square								
		6K										
SL 022	22W	3K	1980 Lm	Round	120°	Outer:200x200x35mm Hole : 180x180mm	SMD 2835 EDISON TAIWAN	2 Year	>85	≥.95	20	
		4K		Square								
		6K										

# SL LED SLIM PANEL-TRIMMY SERIES



Product Code	Watt	CCT	Lumens	Shape	Beam Angle	Size	LED Specifications	Warranty	CRI	PF	Pcs/Box	MRP (Rs)
SL 006-32C*	6W	3K	540 Lm	Round	120°	Outer:93x93xmm Hole : 80x80mm	Epistar	1 Year	>85	≥.95	20	
		4K		Square								
		6K										
SL 0012-32C*	12W	3K	1080 Lm	Round	120°	Outer:140x140mm Hole : 120x 120mm	Epistar	1 Year	>85	≥.95	20	
		4K		Square								
		6K										
SL 0018-32C*	18W	3K	1620 Lm	Round	120°	Outer:195x195mm Hole : 170x 170mm	Epistar	1 Year	>85	≥.95	20	
		4K		Square								
		6K										

\* Dimmable option available at extra cost ^ Piece To Piece

# SL LED REMOTE PANEL EDGE LIT



Product Code	Watt	CCT	Lumens	Shape	Beam Angle	Size	LED Specifications	Warranty	CRI	PF	Pcs/Box	MRP (Rs)
SL006R	6W	3K	540 Lm	Round	120°	Outer:120x120mm Hole : 105x105mm	SMD 2835 EDISON TAIWAN	2 Year	>85	≥.95	20	
		4K		Square								
		6K										
SL0012R	12W	3K	1080 Lm	Round	120°	Outer:172x172mm Hole : 155x155mm	SMD 2835 EDISON TAIWAN	2 Year	>85	≥.95	20	
		4K		Square								
		6K										



# SL PANEL WITH BUILT IN DRIVER – PRIME SERIES



Product Code	Watt	CCT	Lumens	Shape	Beam Angle	Size	LED Specifications	Warranty	CRI	PF	Pcs/Box	MRP (Rs)
SL 006	6W	3K	450 Lm	Round	120°	Outer:120x120mm Hole:105x105mm	EPISTAR	1 Year	>85	≥.65	20	
		4K		Square								
		6K										
SL 012	12W	3K	950 Lm	Round	120°	Outer:175x175mm Hole : 155X155mm	EPISTAR	1 Year	>85	≥.65	20	
		4K		Square								
		6K										
SL 015	15W	3K	1150 Lm	Round	120°	Outer:200x200mm Hole : 175X175mm	EPISTAR	1 Year	>85	≥.65	20	
		4K		Square								
		6K										
SL 018	18W	3K	1450 Lm	Round	120°	Outer:225x225mm Hole : 205X205mm	EPISTAR	1 Year	>85	≥.65	20	
		4K		Square								
		6K										

\* Dimmable option available ( terms & conditions apply) ^ Piece To Piece



## SL LED DOWN LIGHTS – GALAXY SERIES



Product Code	Watt	CCT	Lumens	Shape	Beam Angle	Size	LED Specifications	Warranty	CRI	PF	Pcs/Box	MRP (Rs)
SL-DL-ED6*	6W	3K	540 Lm	Round	110°	Outer:85mm	SMD	2 Year	>85	≥.95	50	
		4K		Square		Hole : 70mm	2835					
		6K										
SL-DL-ED12*	12W	3K	1080 Lm	Round	110°	Outer:125mm	SMD	2 Year	>85	≥.95	20	
		4K		Square		Hole : 110mm	2835					
		6K										
SL-DL-ED18*	18W	3K	1620 Lm	Round	110°	Outer:175mm	SMD	2 Year	>85	≥.95	20	
		4K		Square		Hole : 155mm	2835					
		6K										
SL-DL-ED30	30W	3K	2400 Lm	Round	110°	Outer:240mm	SMD	2 Year	>85	≥.95	10	
		4K		Square		Hole : 215mm	2835					
		6K										

\*Dimmable option available at extra cost

## SL DOWN LIGHTS – CRYSTAL SERIES



Product Code	Watt	CCT	Lumens	Shape	Beam Angle	Size	LED Specifications	Warranty	CRI	PF	Pcs/Box	MRP (Rs)
SLX008	7W	3K	560LM	Round	120°	Outer:110x60mm	Sanan	1 Year	>80	>.95	50	
		4K				Hole:90mm						
		6K										
SL004C	4W	6K	320LM	Round	120°	Outer:100x55mm	Epistar	1 Year	>80	>.75	50	
						Hole:85mm						
SL008C	8W	6K	640Lm	Round	120°	Outer:115x63mm	Epistar	1 Year	>80	>.95	50	
						Hole:95mm						

## SF SLIM SURFACE PANEL – SOLITAIRE SERIES



Product Code	Watt	CCT	Lumens	Shape	Beam Angle	Size	LED Specifications	Warranty	CRI	PF	Pcs/Box	MRP (Rs)
SL-006SF	6W	3K	540 Lm	Round	120°	Outer: 90x90x25mm	SMD	2 Year	>85	>.95	20	
Slim		4K		Square			2835					
		6K					EDISON TAIWAN					
SL-012SF	12W	3K	1080 Lm	Round	120°	Outer: 140x140x25mm	SMD	2 Year	>85	>.95	20	
Slim		4K		Square			2835					
		6K					EDISON TAIWAN					
SL-018SF	18W	3K	1620 Lm	Round	120°	Outer:190x190x25mm	SMD	2 Year	>85	>.95	20	
Slim		4K		Square			2835					
		6K					EDISON TAIWAN					
SL4248SF	45W	3K	3240 Lm	Square	120°	Outer: 600x600x50mm	SMD	2 Year	>85	≥.95	10	
		4K					2835					
		6K					EDISON TAIWAN					

## SL SURFACE PANEL



Product Code	Watt	CCT	Lumens	Shape	Beam Angle	Size	LED Specifications	Warranty	CRI	PF	Pcs/Box	MRP (Rs)
SL006SF	6W	3K	540 Lm	Round	120°	Outer:120x120x35mm	SMD	2 Year	>85	≥.95	20	
		4K		Square			2835					
		6K					EDISON TAIWAN					
SL012SF	12W	3K	1080 Lm	Round	120°	Outer: 170x170x35mm	SMD	2 Year	>85	≥.95	20	
		4K		Square			2835					
		6K					EDISON TAIWAN					
SL018SF	18W	3K	1620 Lm	Round	120°	Outer: 225x225x35mm	SMD	2 Year	>85	≥.95	20	
		4K		Square			2835					
		3K					EDISON TAIWAN					
SL030SF	30W	3K	2700 Lm	Round	120°	Outer: 300x300x25mm	SMD	2 Year	>85	≥.95	10	
		4K		Square			2835					
		6K					EDISON TAIWAN					

\* Dimmable option available ( terms & conditions apply)

## SL COB DOWN LIGHTS – BLOOM SERIES



Product Code	Watt	CCT	Lumens	Shape	Beam Angle	Size	LED Specifications	Warranty	CRI	PF	Pcs/Box	MRP (Rs)
SL 07-98	7W	3K 4K 6K	640 LM	Round Square	70°	Outer:115x115xmm Hole:95x95mm	Epistar	1 Year	>80	>.65	20	
SL10-98	10W	3K 4K 6K	920 Lm	Round Square	70°	Outer:135x135xmm Hole:110x110 mm	Epistar	1 Year	>80	>.65	20	
SL20-98	20W	3K 4K 6K	1900 LM	Round Square	70°	Outer:185x185xmm Hole:155x155mm	Epistar	1 Year	>80	>.65	20	

## SL COB SPOTLIGHT – CORAL SERIES



Product Code	Watt	CCT	Lumens	Beam Angle	Size	Description Specs	LED	Warranty	CRI	PF	Pcs/Box	MRP (Rs)
SL-CR-03B	3W	3K 4K	270Lm	24°	Dia:30mm, Ht:50mm	Spotlight	Cree USA	2 Year	>85	≤.60	120	
SL-CR-09*	10W	3K 4K 6K	945Lm	24°	90 x 75 x 105 mm	Spotlight	Cree USA	2 Year	>85	≥.95	21	
SL-CR-20*	20W	3K 4K 6K	2100Lm	24°	110 x 95 x 120mm	Spotlight	Cree USA	2 Year	>85	≥.95	18	
SL-CR-25*	25W	3K 4K 6K	2650Lm	24°	140 x 120 x 160mm	Spotlight	Cree USA	2 Year	>85	≥.95	8	
SL-CR-30*	30W	3K 4K 6K	3000Lm	24°	160 x 140 x 160mm	Spotlight	Cree USA	2 Year	>85	≥.95	8	
SL-CR-40	40W	3K 4K 6K	4000Lm	24°	180 x 140 x 160mm	Spotlight	Cree USA	2 Year	>85	≥.95	8	

\* Dimmable option available at extra cost



## SL COB MOVABLE SF SPOTLIGHT – CORAL SERIES



Product Code	Watt	CCT	Lumens	Beam Angle	Size	Description Specs	LED	Warranty	CRI	PF	Pcs/Box	MRP (Rs)
SLSFCR12*	12W	3K 4K 6K	1200Lm	40°	Dia:95mm, Ht:120mm	SF COB Movable	Cree USA	2 Year	>85	≥.95	20	
SLSFCR15*	15W	3K 4K 6K	1500 Lm	40°	Dia:130mm, Ht:145mm	SF COB Movable	Cree USA	2 Year	>85	≥.95	15	
SLSFCR25*	25W	3K 4K 6K	2500 Lm	40°	Dia:160mm, Ht:180mm	SF COB Movable	Cree USA	2 Year	>85	≥.95	10	

\* Dimmable option available ( terms & conditions apply)



## SL COB LASER BLADE SPOTLIGHT – MATRIX SERIES

Matrix series Laser blade lights are very compact & antiglare high wattage luminaires. They require very low installation space(50 mm) and are available in upto 30W power, which is unparalleled by any other luminaire, which makes it ideal for installation in spaces where there is very low installation space but there is requirement of high wattage.



Product Code	Watt	CCT	Lumens	Beam Angle	Size	Description Specs	LED	Warranty	CRI	PF	Pcs/Box	MRP (Rs)
SLCY-2	2W	3K 4K	190Lm	30°	Outer: 45x45mm Hole : 35x35mm Height : 50mm	COB Spot Light Non-Movable	Cree USA	2 Year	>85	≥.90	100	
SLCY-4	4W	3K 4K	380Lm	30°	Outer: 45x75mm Hole : 35x65mm Height : 50mm	COB Spot Light Non-Movable	Cree USA	2 Year	>85	≥.90	60	
SLCY-10	10W	3K 4K	950Lm	30°	Outer: 45x148mm Hole : 35x138mm Height : 50mm	COB Spot Light Non-Movable	Cree USA	2 Year	>85	≥.90	40	
SLCY-20	20W	3K 4K	1900Lm	30°	Outer: 45x280mm Hole : 35x270mm Height : 50mm	COB Spot Light Non-Movable	Cree USA	2 Year	>85	≥.90	30	
SLCY-30	30W	3K 4K	2850Lm	30°	Outer: 45x415mm Hole : 35x405mm Height : 50mm	COB Spot Light Non-Movable	Cree USA	2 Year	>85	≥.90	15	

Dimmable option available ( terms & conditions apply)



# SL COB SPOTLIGHT – MATRIX SERIES



Product Code	Watt	CCT	Lumens	Beam Angle	Size	Description Specs	LED	Warranty	CRI	PF	Pcs/Box	MRP (Rs)
SLCR-291*	5W	3K 4K 6K	475Lm	24°	Outer: 67mm Hole : 55mm Height : 82mm	COB Spot Light Non-Movable	Cree USA	2 Year	>85	≤.60	24	
SLCR-292*	10W	3K 4K 6K	950Lm	24°	Outer: 84mm Hole : 75mm Height : 100mm	COB Spot Light Non-Movable	Cree USA	2 Year	>85	≥.95	50	
SLCR-293*	15W	3K 4K 6K	1425Lm	24°	Outer: 110 mm Hole : 96mm Height : 113mm	COB Spot Light Non-Movable	Cree USA	2 Year	>85	≥.95	8	
SLCR-294*	25W	3K 4K 6K	2375Lm	24°	Outer: 130 mm Hole : 118mm Height : 135mm	COB Spot Light Non-Movable	Cree USA	2 Year	>85	≥.95	12	
SLCR-301C*	10W	3K 4K 6K	950Lm	24°	Outer: 105mm Hole : 95mm Height : 95mm	COB Spot Light Movable	Cree USA	2 Year	>85	≥.95	24	
SLCR-302C*	15W	3K 4K 6K	1425Lm	24°	Outer: 135mm Hole : 125mm Height : 100mm	COB Spot Light Movable	Cree USA	2 Year	>85	≥.95	12	
SLCR-303C*	25W	3K 4K 6K	2375Lm	24°	Outer: 160 mm Hole : 145mm Height :120mm	COB Spot Light Movable	Cree USA	2 Year	>85	≥.95	12	

\* Dimmable option available ( terms & conditions apply)





## SL COB ZOOM SPOTLIGHT – MATRIX SERIES

Product Code	Watt	CCT	Lumens	Beam Angle	Size	LED Specifications	Warranty	CRI	PF	Pcs/Box	MRP (Rs)
SLZ-025*	25W	3K 4K 6K	2250Lm	40°	Outer:152x125mm Hole : 140mm	CREE USA	2 Year	>85	≥.95	20	
SLZ-035*	35W	3K 4K 6K	3150Lm	40°	Outer:186x150mm Hole : 175mm	CREE USA	2 Year	>85	≥.95	20	
SLBYZX20*	20W	3K 4K 6K	1900Lm	36°	Outer: 130mm Height : 98mm Hole : 115mm	Cree USA	2 Year	>85	≥.95	30	
SLBYZX30*	30W	3K 4K 6K	2850Lm	36°	Outer: 160mm Height : 130mm Hole : 135mm	Cree USA	2 Year	>85	≥.95	30	




## SL COB SPOTLIGHT – MATRIX SERIES

Product Code	Watt	CCT	Lumens	Beam Angle	Size	Description Specs	LED	Warranty	CRI	PF	Pcs/Box	MRP (Rs)
SLCR-1201*	12W	3K 4K 6K	1140Lm	38°	Outer: 130x130mm Hole : 115x115mm Height : 85mm	COB Spot Light Non-Movable	Cree USA	2 Year	>85	≥.95	20	
SLCR-1801*	18W	3K 4K 6K	1710Lm	38°	Outer: 155x155mm Hole : 140x140mm Height : 105mm	COB Spot Light Non-Movable	Cree USA	2 Year	>85	≥.95	20	
SLCR-1202*	12x2=24W	3K 4K 6K	2280Lm	38°	Outer: 235x135mm Hole : 215x115mm Height : 85mm	COB Spot Light Non-Movable	Cree USA	2 Year	>85	≥.95	15	
SLCR-1802*	18x2=36W	3K 4K 6K	3420Lm	38°	Outer: 285x135mm Hole : 265x135mm Height : 105mm	COB Spot Light Non-Movable	Cree USA	2 Year	>85	≥.95	15	
SLCR-1203*	12x3=36W	3K 4K 6K	3420Lm	38°	Outer: 310x135mm Hole : 315x115mm Height : 85mm	COB Spot Light Non-Movable	Cree USA	2 Year	>85	≥.95	10	
SLCR-1803	18x3=54W	3K 4K 6K	5100Lm	38°	Outer: 405x155mm Hole : 385x135mm Height : 105mm	COB Spot Light Non-Movable	Cree USA	2 Year	>85	≥.95	10	



\* Dimmable option available ( terms & conditions apply)



## SL COB SPOTLIGHT – MATRIX SERIES



Product Code	Watt	CCT	Lumens	Beam Angle	Size	Description Specs	LED	Warranty	CRI	PF	Pcs/Box	MRP (Rs)
SLMX-391*	5W	3K 4K 6K	475Lm	36°	Outer: 50mm Height : 40 mm	COB Spot Light Module	Cree USA	2 Year	>85	≥.95	50	
SLMX-392*	10W	3K 4K 6K	950Lm	36°	Outer: 50mm Height : 60 mm	COB Spot Light Module	Cree USA	2 Year	>85	≥.95	50	
SLMX-393*	15W	3K 4K 6K	1425Lm	36°	Outer: 50mm Height : 70mm	COB Spot Light Module	Cree USA	2 Year	>85	≥.95	20	

## SL COB SPOTLIGHT RINGS – MATRIX SERIES



Product Code	Use For	Description	Color	Size	Pcs/Box	MRP (Rs)
MX1892C	5W/10W/15W	Non-movable + Deep	WH / ROSE / BK+WH	Outer:90 mm Hole : 75mm Height : 40 mm	50	.....
MX1910XS	5W/10W/15W	Movable	BK / WH+BK / WH + ROSE METALLIC / WH	Outer:82 mm Hole : 75mm Height : 52mm	50	
MX1910PT	5W/10W/15W	Non-movable	WH+BK	Outer: 85mm Hole : 75mm Height : 98mm	50	
MX0118R	5W/10W/15W	Trimless	WH/ BK/ROSE GOLD	Outer: 85mm Hole : 75mm	50	
MX0119	5W/10W/15W	Non-Movable	WH / BK	Outer: 85mm Hole : 75mm	50	



## SL TRIMLESS COB SPOTLIGHT – MATRIX SERIES



Product Code	Watt	CCT	Lumens	Beam Angle	Size	Description Specs	LED	Warranty	CRI	PF	Pcs/Box	MRP (Rs)
SLBY311*	12W	3K 4K 6K	1200Lm	24°	Outer: 80mm Height : 110mm	COB Spot Light Module	Cree USA	2 Year	>85	≥.95	30	

\* Dimmable option available ( terms & conditions apply)





# SL NARROW TRIM COB SPOTLIGHT – MATRIX SERIES



Product Code	Watt	CCT	Lumens	Body Color	Beam Angle	Size	Description Specs	LED	Warranty	CRI	PF	Pcs/Box	MRP (Rs)
SLMX-489	1W	3K 4K	100Lm	WH/BK	24°	Outer: 40mm Height : 35mm Hole : 20mm	COB Spot Light Movable	Cree USA	2 Year	>85	≥.95	20	
SLMX-490	3W	3K 4K	300Lm	WH/BK	24°	Outer: 50mm Height : 45mm Hole : 40mm	COB Spot Light Movable	Cree USA	2 Year	>85	≥.95	20	
SLMX-491*	5W	3K 4K 6K	500Lm	WH+GY	24°	Outer: 40mm Height : 55mm Hole: 30mm	COB Spot Light Non-Movable	Cree USA	2 Year	>85	≥.95	20	
SLMX-492*	12W	3K 4K 6K	1200Lm	WH+GY	24°	Outer: 60mm Height : 90mm Hole : 50mm	COB Spot Light Non-Movable	Cree USA	2 Year	>85	≥.95	20	
SLMX-493*	18W	3K 4K 6K	1800Lm	WH+GY	24°	Outer: 75mm Height : 110mm Hole : 65mm	COB Spot Light Non-Movable	Cree USA	2 Year	>85	≥.95	20	

\* Dimmable option available ( terms & conditions apply)



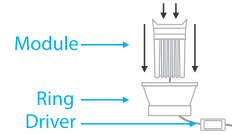
# SL COB SPOTLIGHT MODULE RINGS – BEYOND SERIES



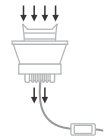
Product Code	Use For	Description	Color	Size	Pcs/Box	MRP (Rs)
SL01-2	7W	Non-movable	White/Black	Outer:76 x 24 mm Hole : 65mm	100	
SL01-3	12W	Non-movable	White/Black	Outer:85x 24 mm Hole : 75mm	60	
SL01-4	18W	Non-movable	White/Black	Outer:115 x 24 mm Hole : 100mm	60	
SL03-2	7W	Movable	White/Black	Outer:85 x32 mm Hole:75mm	100	
SL03-3	12W	Movable	White/Black	Outer:100 x 32 mm Hole:90mm	60	
SL03-4	18W	Movable	White/Black	Outer:130 x 35 mm Hole:115mm	60	
SL05-2	7W	Deep+movable	White/Black	Outer:90 x 50 mm Hole:80mm	100	
SL05-3	12W	Deep+movable	White/Black	Outer:110 x 55 mm Hole:100mm	60	
SL05-4	18W	Deep+movable	White/Black	Outer:130 x 59 mm Hole:120mm	60	

### Fitting Instructions

Step 1. Insert the Module into the ring from top portion of the ring



Step 2. Push the Module further down the ring



Step 3. Keep Pushing the module till a click sound is heard & module fits completely in the ring



# SL COB SPOTLIGHT MODULES – BEYOND SERIES



Product Code	Watt	CCT	Lumens	Beam Angle	Size	Description Specs	LED Warranty	CRI	PF	Pcs/Box	MRP (Rs)
SL010735*	7W	3K 4K 5K	665Lm	35°	Outer: 52mm Height : 75mm	COB Spot Light Module	Cree USA	2 Year >80	≤.60	50	
SL011235*	12W	3K 4K 5K	1140Lm	35°	Outer: 62mm Height : 86.5mm	COB Spot Light Module	Cree USA	2 Year >80	≥.95	30	
SL011835*	18W	3K 4K 5K	1710Lm	35°	Outer: 85mm Height : 105.5mm	COB Spot Light Module	Cree USA	2 Year >80	≥.95	30	
SL020724*	7W	3K 4K 5K	665Lm	24°	Outer: 52mm Height : 63mm	COB Spot Light Module	Cree USA	2 Year >80	≥.95	50	
SL021224*	12W	3K 4K 5K	1140Lm	24°	Outer: 62mm Height : 75mm	COB Spot Light Module	Cree USA	2 Year >80	≥.95	30	
SL021824*	18W	3K 4K 5K	1710Lm	24°	Outer: 85mm Height : 88mm	COB Spot Light Module	Cree USA	2 Year >80	≥.95	30	

\* Dimmable option available ( terms & conditions apply)



Model No SL020724, SL021224, SL021824  
Module can be changed without ceiling damage by just pulling the module down from the ring




## SL ANTI-GLARE SURFACE DOWNLIGHT – BEYOND SERIES

Product Code	Watt	CCT	Lumens	Beam Angle	Size	Description Specs	LED	Warranty	CRI	PF	Pcs/Box	MRP (Rs)
BYSF306*	12W	3K 4K 6K	1080Lm	24°	Outer: 70x70mm Height : 100mm	Surface COB Spot Light	Cree USA	2 Year	>80	≥.95	50	
BYSF307*	20W	3K 4K 6K	1900Lm	24°	Outer: 85x85mm Height : 88mm	Surface COB Spot Light	Cree USA	2 Year	>80	≥.95	30	
BYSF309*	12W	3K 4K 6K	1080Lm	30°	Outer: 75mm Height : 100mm	Surface COB Spot Light	Cree USA	2 Year	>80	≥.95	30	
BYSF310*	20W	3K 4K 6K	1900Lm	30°	Outer: 95mm Height : 115mm	Surface COB Spot Light	Cree USA	2 Year	>80	≥.95	30	



\* Dimmable option available ( terms & conditions apply)

### BODY + REFLECTOR COLOR COMBINATIONS



# SL COB DIRECTIONAL SURFACE LIGHT – BEYOND SERIES

## SLBYSF333\*

Watt	: 12W
CCT	: 3K / 4K / 6K
Lumens	: 1200 Lm
Input Voltage	: 170 - 240 V AC
Beam Angle	: 30°
Size	: 180 x 65 mm
Body Color	: BK / WH
LED	: CREE USA
Warranty / Life Span	: 2 Year
CRI	: >85
Pcs/Box	: 30 Pcs
M.R.P. (Rs.)	: 2500.00




## SLBYSF333 SUSPENSION KIT M.R.P. Rs :

\* Dimmable option available ( terms & conditions apply)

# SL COB PENDENT LIGHT – BEYOND SERIES

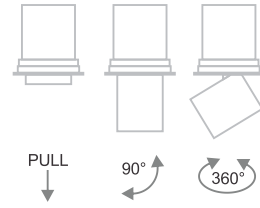
Product Code	Watt	CCT	Lumens	Beam Angle	Body Color	Body Size	LED Specs	Warranty	CRI	PF	Pcs/Box	MRP (Rs)
SLH07-200	7W	3K	700Lm	15°	BK/WH	25x200mm	CREE USA	2 Year	>85	≥.95	20	
SLH07-400	7W	3K	700Lm	15°	BK/WH	25x400mm	CREE USA	2 Year	>85	≥.95	20	
SLH12-200	12W	3K	1200Lm	15°	BK/WH	50x200mm	CREE USA	2 Year	>85	≥.95	20	
SLH12-400	12W	3K	1200Lm	15°	BK/WH	50x400mm	CREE USA	2 Year	>85	≥.95	20	



# SL COB READING LAMP

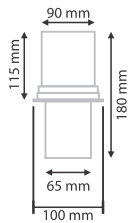
Product Code	Watt	CCT	Lumens	Input	Beam Angle	Body Color	Warranty	MRP (Rs)
SLBD 368	3W	3K	270 Lm	220 V AC	30°	BK / WH	1 Year	





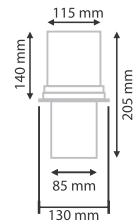
### SLCR203\*

- Watt : 15W
- CCT : 3K / 4K / 6K
- Lumens : 1500 Lm
- Input Voltage : 170 - 240 V AC
- Beam Angle : 24°
- Body Color : BK + WH
- LED : CREE USA
- Warranty / Life Span : 2 Year
- CRI : >85
- M.R. P. (Rs.) : **2700.00**



### SLCR204\*

- Watt : 25W
- CCT : 3K / 4K / 6K
- Lumens : 2500 Lm
- Input Voltage : 170 - 240 V AC
- Beam Angle : 24°
- Body Color : BK + WH
- LED : CREE USA
- Warranty / Life Span : 2 Year
- CRI : >85
- M.R. P. (Rs.) : **3700.00**



\* Dimmable option available ( terms & conditions apply)



## SL COB SPOTLIGHT MODULES – BEYOND SERIES




Product Code	Watt	CCT	Lumens	Beam Angle	Size	Description Specs	LED	Warranty	CRI	PF	Pcs/Box	MRP (Rs)
BY591*	10W	3K 4K 6K	950Lm	24°	Outer: 50mm Height : 55mm	COB Spot Light Module	Cree USA	2 Year	>85	≥.95	30	
BY592*	20W	3K 4K 6K	1900Lm	24°	Outer: 60mm Height : 75mm	COB Spot Light Module	Cree USA	2 Year	>85	≥.95	30	
BY593*	30W	3K 4K 6K	2850Lm	24°	Outer: 75mm Height : 85mm	COB Spot Light Module	Cree USA	2 Year	>85	≥.95	30	
BY594*	40W	3K 4K 6K	3600Lm	24°	Outer: 90mm Height : 100mm	COB Spot Light Module	Cree USA	2 Year	>85	≥.95	30	

\* Dimmable option available ( terms & conditions apply)

## SL COB SPOTLIGHT MODULE RINGS – BEYOND SERIES



Product Code	Use For	Description	Color	Size	Pcs/Box	MRP (Rs)
SLBY-02-10	10W	Non-movable + Deep	White	85 x 40 mm Hole : 75 mm	100	
SLBY-02-20	20W	Non-movable + Deep	White	110 x 45 mm Hole : 90 mm	100	
SLBY-02-30	30W	Non-movable + Deep	White	135 x 50 mm Hole : 120mm	100	
SLBY-02-40	40W	Non-movable + Deep	White	140 x 60 mm Hole : 115 mm	100	
SLBY-05-10	10W	Movable	WH+Matt Silver BK+ Chrome WH + Chrome	90 x 30 mm Hole : 75mm	100	
SLBY-05-20	20W	Movable	WH+Matt Silver BK+ Chrome WH + Chrome	115x 35 mm Hole : 100 mm	100	
SLBY-05-30	30W	Movable	WH+Matt Silver BK+ Chrome WH + Chrome	140x 35 mm Hole : 110mm	100	
SLBY-05-40	40W	Movable	WH+Matt Silver BK+ Chrome WH + Chrome	165x 35 mm Hole : 130mm	100	
SLBY-07-10	10W	Non-Movable	WH / BK	90 x 25 mm Hole 80mm	100	
SLBY-07-20	20W	Non-Movable	WH / BK	115x 25 mm Hole : 105 mm	100	
SLBY-07-30	30W	Non-Movable	WH / BK	140x35 mm Hole : 125mm	100	
SLBY-07-40	40W	Non-Movable	WH / BK	165x35 mm Hole : 150mm	100	





## SL-X Series COB



Product Code	Watt	CCT	Lumens	Shape	Beam Angle	Size	LED Specifications	Warranty	CRI	PF	Pcs/Box	MRP (Rs)
SL X-421	1W	3K 6K	90 LM	Round Square	35°	Outer:35x35x20mm Hole:30x30mm	Epistar Chip	1 Year	>80	≥.95	100	
SL X-421	3W	3K 6K	270 LM	Round Square	45°	Outer:40x40x30mm Hole:35x35mm	Epistar Chip	1 Year	>80	≥.95	100	
SL X-335*	3W	3K 6K	270 LM	Round Square	35°	Outer: 60x60x50mm Hole:50x50mm	Epistar Chip	1 Year	>80	≥.95	100	
SL X-335*	6W	3K 6K	540 LM	Round Square	35°	Outer: 90x90x80mm Hole:75x75mm	Epistar Chip	1 Year	>80	≥.95	50	
SL X-335*	9W	3K 6K	810 LM	Round Square	35°	Outer: 90x90x70mm Hole:75x75mm	Epistar Chip	1 Year	>80	≥.95	50	
SL X-335*	16W	3K 6K	1440 LM	Round Square	35°	Outer: 105x105x85mm Hole:90x90mm	Epistar Chip	1 Year	>80	≥.95	20	
SL X-335	24W	3K 6K	2160 LM	Round Square	35°	Outer: 135x135x100 Hole:120x120mm	Epistar Chip	1 Year	>80	≥.95	20	
SL X-335	30W	3K 6K	2700 LM	Round Square	35°	Outer: 160x160x110mm Hole:145x145mm	Epistar Chip	1 Year	>80	≥.95	20	
SL X-335	40W	3K 6K	3600 LM	Round Square	35°	Outer: 160x160x120mm Hole:145x145mm	Epistar Chip	1 Year	>80	≥.95	20	

## SL COB SPOTLIGHT – SMART SERIES



Product Code	Watt	CCT	Lumens	Shape	Beam Angle	Size	LED Specifications	Warranty	CRI	PF	Pcs/Box	MRP (Rs)
SL 003-38*	3W	3K 4K 6K	270 LM	Round Square	38°	Outer:60x60mm Hole:50x50mm	COB Hongli	2 Year	>85	≥.95	100	
SL 006-38*	6W	3K 4K 6K	550 Lm	Round Square	45°	Outer:80x80mm Hole:70x70mm	COB Hongli	2 Year	>85	≥.95	50	
SL 009-38*	9W	3K 4K 6K	810 Lm	Round Square	45°	Outer:105x105mm Hole:80x80mm	COB Hongli	2Year	>85	≥.95	50	

## SL ZOOM COB SPOTLIGHT




Product Code	Watt	CCT	Lumens	Shape	Beam Angle	Size	LED Specifications	Warranty	CRI	PF	Pcs/Box	MRP (Rs)
SL 006-51	6W	3K 4K 6K	540 Lm	Round Square	45°	Outer:98x98mm Hole:92x92mm	COB Edison Taiwan	2 Year	>85	≥.95	20	

## SL DEGREE ADJUST SPOTLIGHT



Product Code	Watt	CCT	Lumens	Shape	Beam Angle	Size	LED Specifications	Warranty	CRI	PF	Pcs/Box	MRP (Rs)
SL 006-52	6W	3K 4K 6K	540 Lm	Round Square	45° 15° 30°	Outer:110x110mm Hole:100x100mm	COB Edison Taiwan	2Year	>80	>.65	50	

\* Dimmable option available at extra cost



## SL LED TUBE LIGHT – NEON SERIES



Product Code	Watt	CCT	Lumens	Shape	Beam Angle	Size	LED Specifications	Warranty	CRI	PF	Pcs/ Box	MRP (Rs)
SLT5SQ2F	10W	3K 4K 6K	800Lm	Square	220°	2 Ft	Edison	1 Year	>85	≥.95	30	
SLT5SQ	20W	3K 4K 6K	1600Lm	Square	220°	4 Ft	Edison	1 Year	>85	≥.95	25	
SLTL360	36W	3K 4K 6K	2880Lm	Square	220°	4 Ft	Sanan	1 Year	>80	≥.95	20	

## SL-X Series WALL LIGHTS









Product Code	Watt	CCT	Lumens	Shape	Beam Angle	Size	LED Specifications	Warranty	CRI	PF	Pcs/ Box	MRP (Rs)
SL X-WL-003	3W	3K 6K	270 LM	Round	35°	1 Year	Epistar	1 Year	>80	≥.65	50	
SL X-WL-006	6W	3K 6K	540 LM	Round	35°	1 Year	Epistar	1 Year	>80	≥.95	50	
SL X-WL-009	9W	3K 6K	810 LM	Round	35°	1 Year	Epistar	1 Year	>80	≥.95	20	
SL X-WL-016	16W	3K 6K	1440 LM	Round	35°	1 Year	Epistar	1 Year	>80	≥.95	10	
SL X-WL-024	24W	3K 6K	2160 LM	Round	35°	1 Year	Epistar	1 Year	>80	≥.95	10	
SL X-WL-030	30W	3K 6K	2700 LM	Round	35°	1 Year	Epistar	1 Year	>80	≥.95	10	





## SL TRACK LIGHTS

Product Code	Watt	CCT	Lumens	Beam Angle	LED Specifications	Warranty	CRI	PF	Pcs/Box	MRP (Rs)
	10W	3K	1000Lm	24°	Cree USA	2 Year	>85	≥.95	20	
		4K								
		6K								
	16W	3K	1600Lm	24°	Cree USA	2 Year	>85	≥.95	12	
		4K								
		6K								
	40W	3K	4000Lm	24°	Cree USA	2 Year	>85	≥.95	12	
		4K								
		6K								
	20W	3K	2200 Lm	25°	COB EDISON	2 Year	>85	>.95	10	
		6K								
	30W	3K	3300 Lm	45°	COB EDISON	2 Year	>85	>.95	10	
		6K								
	30W	3K	3300 Lm	25°	COB EDISON	2 Year	>85	>.95	10	
		6K								

\* Dimmable option available at extra cost



# SL TRACK LIGHTS

Product Code	Watt	CCT	Lumens	Beam Angle	Body Color	LED Specifications	Warranty	CRI	PF	Pcs/Box	MRP (Rs)
SLCRTR-10L*	10W	3K	950Lm	24°	WH / BK	Cree USA	2 Year	>85	≥.95	50	
		4K									
		6K									
SLCRTR-16L*	16W	3K	1520Lm	24°	WH / BK	Cree USA	2 Year	>85	≥.95	20	
		4K									
		6K									
SLCRTR-20L*	20W	3K	1900Lm	24°	WH / BK	Cree USA	2 Year	>85	≥.95	20	
		4K									
		6K									
SLCRTR-30L*	30W	3K	2850 Lm	24°	WH / BK	Cree USA	2 Year	>85	>.95	10	
		4K									
		6K									
SLTLCRTR2015*	15W	3K	1425 Lm	36°	WH / BK	Cree USA	2 Year	>85	>.95	30	
		4K									
		6K									
SLTLCRTR2020*	20W	3K	1900 Lm	36°	WH / BK	Cree USA	2 Year	>85	>.95	20	
		4K									
		6K									
SLTLCRTR2030*	30W	3K	2850 Lm	36°	WH / BK	Cree USA	2 Year	>85	>.95	10	
		4K									
		6K									
SLWCTR-12*	12W	3K	1200 Lm	36°	WH / BK	Cree USA	2 Year	>85	>.95	10	
		4K									
		6K									
SLWCTR-22*	22W	3K	2200 Lm	36°	WH / BK	Cree USA	2 Year	>85	>.95	10	
		4K									
		6K									
SLWCTR-32*	32W	3K	3200 Lm	36°	WH / BK	Cree USA	2 Year	>85	>.95	10	
		4K									
		6K									

\* Dimmable option available ( terms & conditions apply)

# SL TRACK LIGHT CHANNELS & CONNECTORS\*

Product Code	LENGTH	COLOR	MATERIAL	MRP (Rs)
CDMT	1M /2M	WH / BK	Aluminium wire	
HDTM	1M /2M	WH / BK	Copper wire	



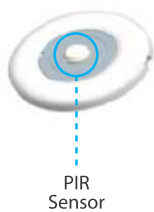
\* Connectors price on request



# SL KITCHEN & CABINET LIGHTS

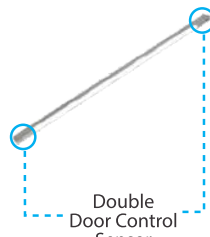


Product Code	Watt	CCT	Lumens	Input Voltage	Finish/ Material	Size	Description	Warranty	Pcs/ Box	MRP (Rs.)
SLS003	6w	3K	450Lm	12V DC	Aluminium/ PC	42x450mm Height:16mm	Wardrobe Light with PIR motion sensor	2 Year	20	
SLS018	2.7w	4K	220Lm	12V DC	Aluminium/ PC	395x34x15 mm	Wardrobe Light with door control sensor	2 Year	50	
SLS006	2W	3K 4K	180Lm	12V DC	Aluminium/ PC	70x11.2mm	Surface Cabinet Light	2 Year	100	
SLS009	6W	3K	460Lm	12V DC	Aluminium/ PC	190x110x8.5mm	Surface Cabinet Light	2 Year	50	
SLS012	3W	3K 4K	300Lm	12V DC	Aluminium/ PC	89.2x69.4x32 mm	COB Cabinet Light	2 Year	100	
SLS015	2.4w	3K 4K	190Lm	12V DC	Aluminium/ Aluminium/ Silver Grey	50x5mm	Cabinet Light	2 Year	100	
SLX889	3w 12 Pcs	3K 6K BLUE	180Lm	220V AC	White	62x10 mm	Cabinet Light	1 Year	100	



PIR Sensor

**SL12-141**  
 Watt : 3W  
 CCT : 3K / 6K / BLUE  
 Lumens : 180 Lm  
 Input Voltage : 220 V AC  
 Body Color/Finish : WH  
 Size : 62x10 mm  
 Description : Cabinet light with PIR sensor  
 Warranty : 2 Year  
 Psc/box : 100  
 M.R. P. (Rs.) :



Double Door Control Sensor


**SL2S862**  
 Watt : 9W  
 CCT : 3K / 4K / 6K  
 Lumens : 540 Lm  
 Input Voltage : 12 V DC  
 Body Color/Finish : Aluminium/PC  
 Size : 862x30x15 mm  
 Description : Wardrobe light with double door sensor  
 Warranty : 2 Year  
 Psc/box : 20  
 M.R. P. (Rs.) :



EASY INSTALLATION



EASY CHARGING



NO WIRING

## SL BATTERY OPERATED CABINET & DRAWER LIGHTS



### SLVS141

Watt : 1W  
 CCT : 3K / 4K / 6K  
 Lumens : 75 Lm  
 Battery : 850 mAh, lithium, 5V DC  
 Body Color/Finish : Silver / Aluminium+PC  
 Size : 100 x 35 x 22 mm  
 Description : Drawer light with vibration sensor  
 Warranty : 1 Year  
 Psc/box : 20  
 M.R. P. (Rs.) :



### SLPIR141

Watt : 1W  
 CCT : 3K / 4K / 6K  
 Lumens : 75 Lm  
 Battery : 850 mAh, lithium, 5V DC  
 Body Color/Finish : Silver / Aluminium+PC  
 Size : 100 x 35 x 22 mm  
 Description : Wardrobe light with PIR sensor  
 Warranty : 1 Year  
 Psc/box : 20  
 M.R. P. (Rs.) :



### SLPIR141RD

Watt : 1W  
 CCT : 3K / 4K  
 Lumens : 115 Lm  
 Battery : 850 mAh, lithium, 5V DC  
 Body Color/Finish : Silver / Aluminium+PC  
 Size : 70 x 22 mm  
 Description : Cabinet light with PIR sensor  
 Warranty : 1 Year  
 Psc/box : 20  
 M.R. P. (Rs.) :





# SL SMART SENSORS & ACCESORIES

**SLTSS01**

Power rating : 12V DC 4.5A  
 Body Color/Finish : BK  
 Description : Touch Sensor  
 Warranty : 1 Year  
 M.R. P. (Rs.) :

**SLTSS02**

Power rating : 12V DC 4A  
 Body Color/Finish : BK  
 Description : Touch Dimmer Sensor  
 Warranty : 1 Year  
 M.R. P. (Rs.) :

**SLTSS03**

Power rating : 12V DC 4A  
 Body Color/Finish : BK  
 Description : Tunable Sensor 3in1  
 Warranty : 1 Year  
 M.R. P. (Rs.) :

**SLAR2100J**

Power rating : 220 V  
 Body Color/Finish : WH / PC  
 Description : Staircase Switch  
 Warranty : 1 Year  
 M.R. P. (Rs.) :

**SLPIR200**

Power rating : 220 V  
 Body Color/Finish : WH / PC  
 Description : Staircase Switch  
 Warranty : 1 Year  
 M.R. P. (Rs.) :

**SLSFPIR220**

Power rating : 220 V  
 Body Color/Finish : WH / PC  
 Description : Surface Sensor  
 Warranty : 1 Year  
 M.R. P. (Rs.) :

**SLLD290**

Power rating : 220 V AC/70w(Max)  
 Body Color/Finish : WH / PC  
 Description : Day / Night Sensor  
 Warranty : 1 Year  
 M.R. P. (Rs.) :



# SL SMART SENSORS & ACCESORIES



Product Code	Power Rating	Range	Finish/ Material	Size	Description	Warranty	Pcs/ Box	MRP (Rs.)
SLDS0286	Input :12-24VDC Watt : 24/48w Max.	10cm	PC White	28x15x17mm	Door control sensor Surface Mounted	1 Year	100	
SLPIR0286	Input :12-24VDC Watt : 24/48w Max.	1.5m Delay Time 40s	PC White	21.2x18x17mm	PIR Sensor Surface Mounted	1 Year	100	
SLMS0286	Input :12-24VDC Watt : 24/48w Max.	10cm	PC White	28x15x17mm	Movement Sensor Surface Mounted	1 Year	100	
SL 1 Way Distributor			PC White		1 Way Distributor with 1.5 m cable	2 Year	100	
SL 1 Way Distributor Female			PC White		1 Way Distributor with 1.5 m cable	2 Year	100	
SL 3 Way Distributor			PC White		3 Way Distributor with 1 m cable	2 Year	100	
SL 6 Way Distributor			PC White		3 Way Distributor with 1 m cable	2 Year	100	



### SLDS0287

Power rating : 100-240 V AC, 250W Max  
 Range : 10 cm  
 Size : 100x55x35 mm  
 Body Color/Finish : WH  
 Description : **Double Door Sensor**  
 Warranty : 1 Year  
 M.R. P. (Rs.) :



### SLPIR0288

Power rating : 100-240 V AC, 250W Max  
 Size : 100x55x35 mm  
 Range : 1.5 m  
 Body Color/Finish : WH  
 Description : **Double PIR Sensor**  
 Warranty : 1 Year  
 M.R. P. (Rs.) :



### SLWL317

Power rating : 12V DC  
 Range : 1-3 m, Delay time 15s  
 Size : 50x45x10 mm  
 Body Color/Finish : BL/PC  
 Description : **Wireless PIR Sensor with control box**  
 Warranty : 1 Year  
 M.R. P. (Rs.) :

# SL BASIN MIRROR LIGHTS



**SL-BL-305**

Watt : 5W x 2 = 10W  
 CCT : 3K  
 Input Voltage : 220 - 240 V AC  
 Finish : SS  
 LED : SANAN  
 M.R.P. :



**SL-BL-305**

Watt : 5W x 3 = 15W  
 CCT : 3K  
 Input Voltage : 220 - 240 V AC  
 Finish : SS  
 LED : SANAN  
 M.R.P. :



**SL-BL-238**

Watt : 6W x 2 = 12W  
 CCT : 3K  
 Input Voltage : 220 - 240 V AC  
 Finish : SS  
 LED : SANAN  
 M.R.P. :



**SL-BL-238**

Watt : 6W x 3 = 18W  
 CCT : 3K  
 Input Voltage : 220 - 240 V AC  
 Finish : SS  
 LED : SANAN  
 M.R.P. :



**SL-BL-313**

Watt : 6W x 2 = 12W  
 CCT : 3K  
 Input Voltage : 220 - 240 V AC  
 Finish : SS  
 LED : SANAN  
 M.R.P. :



**SL-BL-286**

Watt : 4W x 3 = 12W  
 CCT : 3K  
 Input Voltage : 220 - 240 V AC  
 Finish : SS  
 LED : SANAN  
 M.R.P. :

# SL BASIN MIRROR LIGHTS



**SL-BL-028**

Watt : 9W  
 CCT : 3K  
 Input Voltage : 220 - 240 V AC  
 Finish : SS  
 LED : SANAN  
 M.R.P. :



**SL-BL-028**

Watt : 12W  
 CCT : 3K  
 Input Voltage : 220 - 240 V AC  
 Finish : SS  
 LED : SANAN  
 M.R.P. :



**SL-BL-227**

Watt : 5W x 2 = 10W  
 CCT : 3K  
 Input Voltage : 220 - 240 V AC  
 Finish : SS  
 LED : SANAN  
 M.R.P. :



**SL-BL-227**

Watt : 5W x 3 = 15W  
 CCT : 3K  
 Input Voltage : 220 - 240 V AC  
 Finish : SS  
 LED : SANAN  
 M.R.P. :



**SL-BL-236**

Watt : 4W x 2 = 8W  
 CCT : 3K  
 Input Voltage : 220 - 240 V AC  
 Finish : SS  
 LED : SANAN  
 M.R.P. :



**SL-BL-236**





















Watt : 4W x 3 = 12W  
 CCT : 3K-4K-6K  
 Input Voltage : 220 - 240 V AC  
 Finish : SS  
 LED : SANAN  
 M.R.P. :







# SL OUTDOOR LIGHTS – CLOUDY SERIES

Product Code	Watt	CCT	Lumens	Body Color*	Effect	LED Specs	Warranty	CRI	Pcs/Box	MRP (Rs)
 SL0286	3w*2=6W	3K	540Lm	WH / BK	Up & Down	Epistar	1 Year	>85	20	
 SL4003	4w*4=16W	3K	1280Lm	WH / BK	4 Way Light	Cree	1 Year	>85	20	
 SL101	4w*1=4w	3K	360 Lm	DG /BK	Down Light	Cree	1 Year	>85	20	
 SL102	4w*2=8W	3K	360x2=720Lm	DG / BK	Up & Down Light	Cree	1 Year	>85	20	
 SL301	4w*2=8W	3K	360x2=720Lm	BK	Up & Down Light	Cree	1 Year	>85	20	
 SL401	4w*2=8W	3K	360x2=720Lm	BK	Up & Down Light	Cree	1 Year	>85	20	
 SL501	4w*2=8W	3K	360x2=720Lm	BK	Up & Down Light	Cree	1 Year	>85	20	
 SL601	4w*2=8W	3K	360x2=720Lm	BK	Up & Down Light	Cree	1 Year	>85	20	
 SL901	3w*1=3W	3K	270Lm	GREY	Up & Down Light	Cree	1 Year	>85	20	
 SL111	1w*4=4W	3K	90x4=360Lm	DG	4 Way Light	Cree	1 Year	>85	20	
 SL222	3w*1=3W	3K	270Lm	DG	4 Way Light	Cree	1 Year	>85	20	
 SL333	3w*1=3W	3K	270Lm	DG	6 Way Light	Cree	1 Year	>85	20	
 SL444	3w*1=3W	3K	270Lm	DG	Down Light	Cree	1 Year	>85	20	
 SL555	3w*2=6W	3K	270x2=540Lm	DG	Up & Down Light	Cree	1 Year	>85	20	
 SL1003	3w*1=3W	3K	270Lm	DG	Down Light	Cree	1 Year	>85	20	
 SL999	3w*1=3W	3K	270Lm	DG	Down Light	Cree	1 Year	>85	20	
 SL201	3w*2=6W	3K	270Lm	DG	Up & Down Light	Cree	1 Year	>85	20	
 SL202	3w*2=6W	3K	270x2=540Lm	DG	Up & Down Light	Cree	1 Year	>85	20	
 SL203	3w*2=6W	3K	540Lm	DG	Up & Down Light	Cree	1 Year	>85	20	
 SL204	3W	3K	270Lm	DG	Down Light	Cree	1 Year	>85	20	

\* DG - DarK Grey, BK - Black, WH - White

# SL OUTDOOR LIGHTS – CLOUDY SERIES

Product Code	Watt	CCT	Lumens	Body Color*	Effect	LED Specs	Warranty	CRI	Pcs/Box	MRP (Rs)
 SLD305	5w	3K	450Lm	DG/BK	35° Down Light	Bridgelux	1 Year	>85	10	
 SLD305-2	5w*2=10W	3K	800Lm	DG/BK	35° Up & Down Light	Bridgelux	1 Year	>85	10	
 SLD-312	12W	3K	960Lm	DG	Up Light	Cree	1 Year	>85	10	
 SLD-312-2	12X2=24W	3K	1920Lm	DG	Up & Down Light	Cree	1 Year	>85	10	
 SLD-320	20W	3K	1600Lm	DG	Up Light	Cree	1 Year	>85	10	
 SLD-320-2	20X2=40W	3K	3200Lm	DG	Up & Down Light	Cree	1 Year	>85	10	
 SL888	3w*2=6W	3K	270x2=540Lm	DG	Up & Down Light	Cree	1 Year	>85	20	
 SL888	5w*2=10W	3K	450x2=900Lm	DG	Up & Down Light	Cree	1 Year	>85	20	
 SL888	10w*2=20W	3K	900x2=1800Lm	DG	Up & Down Light	Cree	1 Year	>85	10	
 SL888	15w*2=30W	3K	1350x2=2700Lm	DG	Up & Down Light	Cree	1 Year	>85	10	
 SL888	30w*2=60W	3K	2700x2=5400Lm	DG	Up & Down Light	Cree	1 Year	>85	10	
 SLCY-313	2w*2=4W	3K	90x2=180Lm	BK	One Way Light	Cree	1 Year	>85	20	
 SLCY-314	2W	3K	90x1=90Lm	BK	Up & Down Light	Cree	1 Year	>85	20	
 SLCY-315	2W	3K	90Lm	BK	One Way Light	Cree	1 Year	>85	10	
 SLCY-316	4W	3K	90*4=360Lm	BK	Up & Down Light	Cree	1 Year	>85	10	

\* DG - DarK Grey, BK - Black, WH - White





# SL FOOT LIGHTS



Product Code	Watt	CCT	Shape	Body Color*	Size (mm)	Effect	IP Rating	LED Specs	Warranty	Pcs/Box	MRP (Rs)
SLFL0401	3w	3K	Rectangle	WH/BK	210x40x30	Footlight	IP65	CREE	1 Year	20	
SLFL002	2w	3K	RD	DG	100x55	Downlight/90°	IP65	Edison	1 Year	20	
SLFL123	3w	3K	Rectangle	DG	92x62x41	Downlight/90°	IP65	Edison	1 Year	20	
SLFL125	5w	3K	Rectangle	DG	150x62x41	Downlight/90°	IP65	Edison	1 Year	20	
SLFL003A	3w	3K	RD	WH	58x62	Foot Light	IP65	Edison	1 Year	20	
SLFL003B	3w	3K	RD / SQ	WH	45x80	Foot Light	IP65	Edison	1 Year	20	
SL801S	1W	3K	SQ	WH / DG	60x60x45	Foot Light	IP65	Epistar	1 Year	20	
SL801L	3W	3K	SQ	WH /DG	85x85x50	Foot Light	IP65	Epistar	1 Year	20	
SL701FL	3W	3K	Rectangle	DG	145x70X50	Foot Light	IP65	Epistar	1 Year	20	
SL702FL	3W	3K	Rectangle	DG	162x98X50	Foot Light	IP65	Epistar	1 Year	20	
SL703FL	7W	3K	Rectangle	DG	200x90x50	Foot Light	IP65	Epistar	1 Year	20	
SL704FL	9W	3K	Rectangle	DG	230x125x50	Foot Light	IP65	Epistar	1 Year	20	
SLFL121	3W	3K	RD / SQ	Sliver	75x75x80	Foot Light	IP65	CREE	1 Year	10	
SLFL122	3W	3K	RD	Sliver	75x75x57	Foot Light	IP65	CREE	1 Year	10	
SLFL0402	3W	3K	SQ	WH	85x85x46	Foot Light	IP65	CREE	1 Year	10	
SLFL705	6*2=12W	3K	Rectangle	DG	215x83x50	Foot Light	IP65	EPISTAR	1 Year	10	
SLFL706	6*2=12W	3K	Rectangle	DG	215x83x50	Foot Light	IP65	EPISTAR	1 Year	10	
SLFL802	3W	3K	SQ	DG	85x85x46	Foot Light	IP65	EPISTAR	1 Year	10	
SLFLSF122	3W	3K	SQ	DG	80x75x50	Foot Light	IP65	EPISTAR	1 Year	10	

\* DG - DarK Grey, BK - Black, WH - White



# SL WALL / GROUNDBURIAL INDOOR LIGHTS



Product Code	Watt	CCT	Lumens	Inut Voltage	Shape	Body Color*	Size (mm)	Effect	IP Rating	LED Specs	Warranty	Pcs/ Box	MRP (Rs)
SLGB301	3w	3K	350Lm	220VAC	RD/SQ	SL	60X60X75	1 Way Light	IP54	CREE	1 Year	50	
SLGB302	3w	3K	350Lm	220VAC	RD/SQ	SL	60X60X75	2 Way Light	IP54	CREE	1 Year	50	
SLGB303	3w	3K	350Lm	220VAC	RD/SQ	SL	60X60X75	3 Way Light	IP54	CREE	1 Year	50	
SLGB304	3w	3K	350Lm	220VAC	RD/SQ	SL	60X60X75	4 Way Light	IP54	CREE	1 Year	50	
SLGB191	3w	3K	350Lm	220VAC	RD	WT/BK	45x45x78	Ground Burial	IP54	CREE	1 Year	50	
SLGB192	3w	3K	270Lm	220VAC	RD	SL	45x45x78	Ground Burial	IP54	Epistar	1 Year	50	
SLGB193	3w	3K	350Lm	220VAC	RD	SL	45x45x78	Ground Burial	IP54	CREE	1 Year	50	
SLGB194	3w	3K	350Lm	220VAC	RD	WH	55x55x80	Ground Burial	IP54	CREE	1 Year	50	
SLPK-991	1W	3K	90Lm	220VAC		WH	50X50X30	Wall Light Indoor	IP44	CREE	1 Year	10	
SLPK-992	2W	3K	90x2=180Lm	220VAC		WH/BL+SL	115X36X51	Wall Light Indoor	IP44	CREE	1 Year	10	
SLCY-4002	2W	3K	90x2=180Lm			WH	60X60X50	Up & Down Light	IP54	CREE	1 Year	10	



# SL OUTDOOR WALL / GROUNDBURIAL LIGHTS




Product Code	Watt	CCT	Lumens	Inut Voltage	Shape	Body Color*	Size (mm)	Effect	IP Rating	LED Specs	Warranty	Pcs/ Box	MRP (Rs)
SLGB142	1x1w	3K	80Lm	220VAC	RD	SS	45x70	Ground Burial	IP67	BRIDGELUX	1 Year	21	
SLGB362	1x3w	3K	150Lm	220VAC	RD	SS / BK	62x85	Ground Burial	IP67	BRIDGELUX	1 Year	21	
SLGB375	3x1w	3K	225Lm	220VAC	RD	SS	75x92	Ground Burial	IP67	BRIDGELUX	1 Year	21	
SLGB565	5w	3K	450Lm	220VAC	RECT	Silver	200x80	Ground Burial	IP67	BRIDGELUX	1 Year	21	
SLGB901	7w	3K	560Lm	220VAC	RD	DG	165x90	Ground Burial 1 Way	IP65	CREE	1 Year	21	
SLGB902	7w	3K	560Lm	220VAC	RD	DG	165x90	Ground Burial 2 Way	IP65	CREE	1 Year	21	
SLGB903	9w	3K	720Lm	220VAC	RD	DG	165x90	Ground Burial 3 Way	IP65	CREE	1 Year	21	
SLGB904	12w	3K	960Lm	220VAC	RD	DG	165x90	Ground Burial 4 Way	IP65	CREE	1 Year	21	

\* DG - Dark Grey, BK - Black, WH - White, SL - Silver, SS - Stainless Steel

## SL PARKING LIGHTS



Product Code	Watt	CCT	Lumens	Body Color*	Size (mm)	Effect Specs	LED	Warranty	Pcs/Box	MRP (Rs)
SLBK998	6w	3K	420Lm	DG	235x85x81	Bulkhead/120°	Epistar	1 Year	20	
SLBK991S	7w	3K	630Lm	BK	135x135x70	Bulkhead/120°	Epistar	1 Year	20	
SLBK991R	7w	3K	630Lm	BK	135x70	Bulkhead/120°	Epistar	1 Year	20	
SLBK992	6w	3K	540Lm	BK	150X82X50	OvalBulkhead/120°	Epistar	1 Year	20	
SLBK993	12w	3K	1080Lm	BK	207X110X60	Oval Bulkhead/120°	Epistar	1 Year	20	
SLBK1994	18w	3K	1620Lm	BK	197X160X57	RECTANGLEBulkhead/120°	Epistar	1 Year	20	
SLBK1995	18w	3K	1620Lm	BK	197X160X57	RECTANGLEBulkhead/120°	Epistar	1 Year	20	
SLBK1996	6w	3K	540Lm	DG/BK	197X33	RD Bulkhead/120°	Epistar	1 Year	20	



## SL OUTDOOR SURFACE COB DOWNLIGHTS



Product Code	Watt	CCT	Lumens	Body Color*	Size (mm)	Effect Specs	LED	Warranty Box	Pcs/ (Rs)	MRP
SL777	3w*1=3W	3K	270Lm	BK	65x128	Down Light (SF COB)	Cree	2 Years	20	
SL777	5w*1=5W	3K	450Lm	BK	90x128	Down Light (SF COB)	Cree	2 Years	20	
SL777	10w*1=10W	3K	900Lm	BK	113x130	Down Light (SF COB)	Cree	2 Years	20	
SL777	15w*1=15W	3K	1350Lm	BK	145x130	Down Light (SF COB)	Cree	2 Years	10	
SL777	20w*1=20W	3K	1800Lm	BK	145x130	Down Light (SF COB)	Cree	2 Years	10	

# SL GARDEN LIGHTS

Product Code	Watt	CCT	Lumens	Body Color*	Size (mm)	Effect	IP Rating	LED Specs	Warranty	Pcs/Box	MRP
SL1009	5W	3K	450Lm	BK	78x280	Spyke Light	IP65	Cree	1 Year	20	
SL2003	5w*1=5W	3K	450Lm	BK	78x280	Spyke Light	IP65	Cree	1 Year	20	
SL2009	5w*1=5W	3K	450Lm	BK	85x362	Spyke Light	IP65	Cree	1 Year	20	
SL3009	9w*1=9W	3K	810Lm	BK	100x217	Spyke Light	IP65	Cree	1 Year	20	
SLX308	9w*1=9W	3K	700Lm	BK	70x260	Spyke Light	IP65	Epistar	1 Year	20	
SL666	10W*1=10W	3K	900Lm	DG	72x126	Narrow Beam Tree Light 10°	IP65	Cree	1 Year	20	
SL667	15W*1=15W	3K	1200Lm	BK	90x133	Up Light Narrow Beam 10°	IP65	Cree	1 Year	20	
SL669	9W*3=27W	3K	2160Lm	DG+BK	130x152	Up Light Narrow Beam 10°	IP65	Cree	1 Year	20	





## SL BOLLARD LIGHTS

Product Code	Watt	CCT	Lumens	Body Color*	Size (mm)	Effect	IP Rating	LED Specs	Warranty	Pcs/Box	MRP (Rs)
SL-BL-1110*	15w max	3K	NA	DG	80x300	BollardLight	IP65	E-27	1 Year	8	
SL-BL-1114-I	10w max	3K	300Lm	DG	80x800	BollardLight	IP65	EDISON	1 Year	10	
SL-BL-1114*	15w max	3K	270Lm	DG	80x800	BollardLight	IP65	E-27	1 Year	4	
SL-BL-1112	9w	3K	270Lm	DG	50x500	BollardLight	IP65	OSRAM	1 Year	4	
SL-BL-1113	9w	3K	270Lm	DG	50x800	BollardLight	IP65	OSRAM	1 Year	4	
SL-BL-1115	9w	3K	270Lm	DG	80x800	BollardLight	IP65	OSRAM	1 Year	9	
SL-BL-1116	6w	3K	270Lm	DG	80x200	BollardLight	IP65	Epistar	1 Year	20	
SL-BL-1111	7w	3K	270Lm	DG	50x600	BollardLight	IP65	Epistar	1 Year	6	
SL-BL-1117	9w	3K	270Lm	DG	120x300	BollardLight	IP65	OSRAM	1 Year	6	
SL-BL-1118	9w	3K	270Lm	DG	120x500	BollardLight	IP65	OSRAM	1 Year	4	
SL-BL-1119	9w	3K	270Lm	DG	120x800	BollardLight	IP65	OSRAM	1 Year	4	



\*M.R.P. without LED Bulb



# SL 360° TRICK LIGHT

**SL-888-9**

Watt : 9W  
 CCT : 3K / RGB  
 Body Color : Grey / Black / WH  
 Input Voltage : 220 - 240 V AC  
 Beam Angle : 360°  
 Description : Trick Light  
 IP Rating : IP 65  
 LED : Cree  
 Warranty / Life Span : 1 Year / 50000 Hours  
 CRI : >85  
 Housing Material : Aluminium  
 M.R.P. : |



# SL WALL WASHER

Product Code	Watt	CCT	Input Voltage	Lumens	Size	LED Specs.	Grade	Warranty	CRI	PF	Pcs/ Box	MRP (Rs)
SL205WWR	12W	3K/Amber	220V AC	1680 Lm/Color	1 Ft	OSRAM	IP65	1Year	>85	≥.95	20	
SL206-SWWR	24W	3K/Amber	220V AC	1680 Lm/Color	2 Ft	OSRAM	IP65	1Year	>85	≥.95	10	
SL206WWR	18W	3k	220V AC	1980Lm	1 metre	OSRAM	IP66	1 Year	>85	≥.95	10	
SL207WWR	24W	3K	220V AC	2640Lm	1 metre	OSRAM	IP66	1Year	>85	≥.95	10	
SL208WWR	36W	3K/Amber	220V AC	3960Lm	1 metre	OSRAM	IP66	1 Year	>85	≥.95	10	
SL113WWR	18W	3K	12V DC	1980Lm	1 metre	OSRAM	IP65	1Year	>85	≥.95	15	
SL114WWR	24W	3K	12V DC	2640Lm	1 metre	OSRAM	IP65	1Year	>85	≥.95	15	
SL112WWR	18W	All Colors	12V DC	2340Lm	1 metre	Edison	IP66	1 Year	>85	≥.95	15	
SL209WWR	36W	All Colors	220 V AC	4680Lm	1 metre	Edison	IP66	1Year	>85	≥.95	10	
SL209WWR	48W	RGB	12V DC	1680 Lm/Color	1 metre	Edison	IP66	1Year	>85	≥.95	10	
SL112WWR	24W	RGB	12V DC	840 Lm/Color	1 metre	Edison	IP66	1 Year	>85	≥.95	15	
SL210WWR	12W	RGB/DMX	24V DC	1680 Lm/Color	1 Ft	Osram	IP65	1Year	>85	≥.95	20	
SL211WWR	24W	RGB/DMX	24V DC	1680 Lm/Color	2 Ft	Osram	IP65	1Year	>85	≥.95	20	
SL212WWR	36W	RGB/DMX	24V DC	1680 Lm/Color	1 metre	Osram	IP65	1Year	>85	≥.95	10	
SL213WWR	48W	RGB/DMX	24V DC	1680 Lm/Color	1 metre	Osram	IP65	1Year	>85	≥.95	10	

Controllers & Male /Female IP65 Connectors are available on Extra Cost





# SL UNDERWATER LIGHTS

Product Code	Watt	CCT	Lumens	INPUT VOLTAGE	BODY FINISH	LED Specs.	IP RATING	Warranty	CRI	Pcs/Box	MRP (Rs)
SL-5001-6	2*3=6W	3K	216 Lm	24V AC	SS	BRIDGELUX	IP68	1 Year	>85	36	
SL-5001-12	2*6=12W	3K	432 Lm	24V AC	SS	BRIDGELUX	IP68	1 Year	>85	30	
SL-5001-18	2*9=18W	3K	670 Lm	24V AC	SS	BRIDGELUX	IP68	1 Year	>85	12	
SL-5001-24	2*12=24W	3K	870 Lm	24V AC	SS	BRIDGELUX	IP68	1 Year	>85	12	
SL-5002-12	2*6=12W	3K	432 Lm	24V AC	SS	BRIDGELUX	IP68	1 Year	>85	20	
SL-5002-18	2*9=18W	3K	652 Lm	24V AC	SS	BRIDGELUX	IP68	1 Year	>85	16	
SL-5002-24	2*12=24W	3K	870 Lm	24V AC	SS	BRIDGELUX	IP68	1 Year	>85	16	
SL-6001-6	6W	RGB	90 Lm/LED	24V AC	SS	BRIDGELUX	IP68	1 Year	>85	16	
SL-6001-12	12W	RGB	90 Lm/LED	24V AC	SS	BRIDGELUX	IP68	1 Year	>85	16	
SL-6001-18	18W	RGB	90 Lm/LED	24V AC	SS	BRIDGELUX	IP68	1 Year	>85	16	
SL-6001-24	24W	RGB	90 Lm/LED	24V AC	SS	BRIDGELUX	IP68	1 Year	>85	16	
SL-7001-6F	6W	FRGB	270 Lm	24V AC	SS	BRIDGELUX	IP68	1 Year	>85	16	
SL-7001-12F	12W	FRGB	540 Lm	24V AC	SS	BRIDGELUX	IP68	1 Year	>85	16	
SL-7001-18F	18W	FRGB	810 Lm	24V AC	SS	BRIDGELUX	IP68	1 Year	>85	16	
SL-7001-24F	24W	FRGB	1080 Lm	24V AC	SS	BRIDGELUX	IP68	1 Year	>85	16	
SL-6002-18	18W	RGB	90 Lm/LED	24V AC	SS	BRIDGELUX	IP68	1 Year	>85	16	
SL-6002-24	24W	RGB	90 Lm/LED	24V AC	SS	BRIDGELUX	IP68	1 Year	>85	16	
SL-7002-18F	18W	FRGB	818 Lm	24V AC	SS	BRIDGELUX	IP68	1 Year	>85	16	
SL-7002-24F	24W	FRGB	1080 Lm	24V AC	SS	BRIDGELUX	IP68	1 Year	>85	16	
SLGB103-12	3w	3K	270Lm	12V DC	Silver	BRIDGELUX	IP68	1 Year	>85	21	
SLGB106-12	6w	3K	510Lm	12VDC	Silver	BRIDGELUX	IP68	1 Year	>85	21	
SLGB109-12	12w	3K	750Lm	12VDC	Silver	BRIDGELUX	IP68	1 Year	>85	21	
SLGB203-12	3w	3K	90Lm	12VDC	Silver	BRIDGELUX	IP68	1 Year	>85	21	
SLGB568	5W	All Colors	450 Lm	12V DC	SS	BRIDGELUX	IP68	1 Year	>85	21	





## SL UNDERWATER LIGHTS



Product Code	Watt	CCT	Lumens Per Watt	INPUT VOLTAGE	BODY FINISH	LED Specs.	IP RATING	Warranty	CRI	Pcs/ Box	MRP (Rs)
SLGB112-24	12w	3K	90Lm	24VAC	Silver	BRIDGELUX	IP68	1 Year	>85	21	
SLGB124-24	24w	3K	90Lm	24VAC	Silver	BRIDGELUX	IP68	1 Year	>85	21	
SLGB113-24	12w	RGB	90 Lm	24VAC	Silver	BRIDGELUX	IP68	1 Year	>85	21	
SLGB125-24	24w	RGB	90Lm	24VAC	Silver	BRIDGELUX	IP68	1 Year	>85	21	



## SL DRIVERS FOR UNDERWATER LIGHTS



PRODUCT	Wattage	Input Voltage	Output Voltage	IP	Waaranty	M.R.P.
SLAC-24-30WP	30W	170-270 V AC	24V AC	IP66	1 Year	
SLAC-24-60WP	60W	170-270 V AC	24V AC	IP66	1 Year	
SLAC-24-100WP	100W	170-270 V AC	24V AC	IP66	1 Year	
SLAC-24-160WP	160W	170-270 V AC	24V AC	IP66	1 Year	
SLAC-24-200WP	200W	170-270 V AC	24V AC	IP66	1 Year	
SLAC-24-300WP	300W	170-270 V AC	24V AC	IP66	1 Year	



# SL HIGH BAY LIGHTS



Product Code	Watt	CCT	Lumens	Size	IP RATING	LED Specs	Warranty	CRI	PF	Pcs/Box	MRP (Rs)
SLEDHB30	30W	3K	3300Lm	280x140mm	IP 44	Edison	2 Year	>85	≥.95	1	
		6K				SMD 5630					
SLEDHB50	50W	3K	5500Lm	380x210mm	IP 44	Edison	2 Year	>85	≥.95	1	
		6K				SMD 5630					
SLEDHB100	100W	3K	11000Lm	380x220mm	IP 44	Edison	2 Year	>85	≥.95	1	
		6K				SMD 5630					
SLPHHB150	150w	3K	18000Lm	500x340mm	IP 44	Philips	2 Year	>85	≥.95	1	
		6K				COB					
SLUFO50	50w	3K	5500Lm	NA	IP 44	OSRAM/	2 Year	>85	≥.95	1	
		6K				EDISON					
SLUFO100	100w	3K	11000Lm	NA	IP 44	OSRAM/	2 Year	>85	≥.95	1	
		6K				EDISON					
SLUFO150	150w	3K	18000Lm	NA	IP 44	OSRAM/	2 Year	>85	≥.95	1	
		6K				EDISON					

# SL COB LED FLOOD LIGHTS



Product Code	Watt	CCT	Lumens	Beam Angle	Size	IP Rating	LED Specifications	Warranty	CRI	PF	Pcs/Box	MRP (Rs)
SL-FL Sam 50	50W	3K	5250 Lm	90°	Outer: 240x180x80mm	IP 67	COB Samsung	2 Year	>85	≥.95	5	
SL-FL Sam 100	100W	3K	10500 Lm	90°	Outer: 290x230x90mm	IP 67	COB Samsung	2 Year	>85	≥.95	4	
SL-FL Sam 150	150W	3K	15750 Lm	90°	Outer: 380x290x105mm	IP 67	COB Samsung	2 Year	>85	≥.95	2	

# SL SMD LED FLOOD LIGHTS – NANO SERIES



Product Code	Watt	CCT	Lumens	Beam Angle	SIZE	IP Rating	LED Specifications	Warranty	CRI	PF	Pcs/Box	MRP (Rs)
SL-FL-ED10	10W	3K	1100 Lm	120°	120x128x115mm	IP66	EDISON 5630	1Year	>85	≥.95	30	
SL-FL-ED20	20W	3K	2200 Lm	120°	185x183x115mm	IP66	EDISON 5630	1Year	>85	≥.95	20	
SL-FL-ED30	30W	3K	3300 Lm	120°	225x222x145mm	IP66	EDISON 5630	1Year	>85	≥.95	10	
SL-FL-ED50	50W	3K	5500 Lm	120°	283x274x160mm	IP66	EDISON 5630	1Year	>85	≥.95	10	
SL-FL-ED100	100W	3K	11000 Lm	120°	290x290x205mm	IP66	EDISON 5630	1Year	>85	≥.95	4	
SL-FL-ED150	150W	3K	16500 Lm	120°	335x315x210mm	IP66	EDISON 5630	1Year	>85	≥.95	2	
SL-FL-ED200	200W	3K	22000 Lm	120°	375x375x350mm	IP66	EDISON 5630	1Year	>85	≥.95	2	



# SL SMD LED FLOOD LIGHTS – BLUSH SERIES




Product Code	Watt	CCT	Lumens	Beam Angle	SIZE	IP RATING	LED Specifications	Warranty	CRI	PF	Pcs/Box	MRP (Rs)
SLSMD 10 FL	10W	3K 6K	1100 Lm	90°	117x125x75mm	IP65	Epistar	1 Year	>85	≥.95	40	
SLSmd 20 FL	20W	3K 6K	2200 Lm	90°	165x152x90mm	IP65	Epistar	1 Year	>85	≥.95	20	
SLSmd 30 FL	30W	3K 6K	3300 Lm	90°	165x152x90mm	IP65	Epistar	1 Year	>85	≥.95	20	
SLSmd 50 FL	50W	3K 6K	5500 Lm	90°	165x152x90mm	IP65	Epistar	1 Year	>85	≥.95	10	
SLSmd 70 FL	70W	3K 6K	7700 Lm	90°	165x152x90mm	IP65	Epistar	1 Year	>85	≥.95	10	
SLSmd 100 FL	100W	3K 6K	11000 Lm	90°	315x310x190mm	IP65	Epistar	1 Year	>85	≥.95	4	
SLSmd 120 FL	120W	3K 6K	13200 Lm	90°	315x310x190mm	IP65	Epistar	1 Year	>85	≥.95	4	
SLSmd 150 FL	150W	3K 6K	16500 Lm	90°	460x360x180mm	IP65	Epistar	1 Year	>85	≥.95	2	
SLSmd 200 FL	200W	3K 6K	22000 Lm	90°	450x390x190mm	IP65	Epistar	1 Year	>85	≥.95	2	






## SL COLORED LED FLOOD LIGHTS – SPLASH SERIES



Product Code	Watt	CCT	Lumens	Beam Angle	SIZE	IP RATING	LED Specs	Warranty	CRI	PF	Pcs/Box	MRP (Rs)
SLFLSMD3030	30W	R/G/B	2700 Lm	120°	117x124x64mm	IP65	Osram	1 Year	>85	≥.95	20	
SLFLSMD5050	50W	R/G/B	4500 Lm	120°	206x147x66mm	IP65	Osram	1 Year	>85	≥.95	10	

## SL EDISON LED STREET LIGHTS



Product Code	Watt	CCT	Lumens	Beam Angle	Size	IP Rating	LED Specs	Warranty	CRI	PF	Pcs/Box	MRP (Rs)
SLSTED12	12w	3K 6K	1320Lm	120°	270x85 mm	IP66	EDISON 5630	2 Year	>85	≥.95	20	
SLSTED20	20w	3K 6K	2200Lm	120°	350*100 mm	IP66	EDISON 5630	2 Year	>85	≥.95	10	
SLSTED30	30w	3K 6K	3300Lm	120°	400x132 mm	IP66	EDISON 5630	2 Year	>85	≥.95	20	
SLSTED50	50w	3K 6K	5500Lm	120°	470x200 mm	IP66	EDISON 5630	2 Year	>85	≥.95	6	
SLSTED80	80w	3K 6K	8800Lm	120°	470x200 mm	IP66	EDISON 5630	2 Year	>85	≥.95	2	

# SL EDISON LED STREET LIGHTS



Product Code	Watt	CCT	Lumens	Beam Angle	Size	IP Rating	LED Specs	Warranty	CRI	PF	Pcs/Box	MRP (Rs)
SLSTH20	20w	3K 6K	2200Lm	120°	310x106 mm	IP66	EDISON 5630	2 Year	>85	≥.95	20	
SLSTH30	30w	3K 6K	3300Lm	120°	360x125 mm	IP66	EDISON 5630	2 Year	>85	≥.95	20	
SLSTH50	50w	3K 6K	5500Lm	120°	410x160 mm	IP66	EDISON 5630	2 Year	>85	≥.95	10	




# SL OSRAM LED STREET LIGHTS


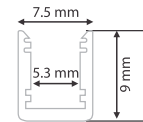


Product Code	Watt	CCT	Lumens	Beam Angle	SIZE	IP RATING	LED Specs	Warranty	CRI	PF	Pcs/Box	MRP (Rs)
SL-ST12G	12W	6K	1320 Lm	120°	350x97 mm	IP66	3030 OSRAM	1Year	>85	≥.95	16	
SL-ST30G	30W	6K	3310 Lm	120°	375x140 mm	IP66	3030 OSRAM	1Year	>85	≥.95	10	
SL-ST50G	50W	6K	5532 Lm	120°	375x140 mm	IP66	3030 OSRAM	1Year	>85	≥.95	8	
SL-ST70G	72W	6K	7710Lm	120°	460x205 mm	IP66	3030 OSRAM	1Year	>85	≥.95	8	
SL-ST20F	20W	6K	2210 Lm	120°	342 x 105 mm	IP66	3030 OSRAM	1Year	>85	≥.95	16	
SL-ST40F	40W	6K	4420Lm	120°	390x146 mm	IP66	3030 OSRAM	1Year	>85	≥.95	10	
SL-ST60F	60W	6K	6660 Lm	120°	455x210 mm	IP66	3030 OSRAM	1Year	>85	≥.95	8	
SL-ST80F	80W	6K	8840 Lm	120°	455x210 mm	IP66	3030 OSRAM	1Year	>85	≥.95	8	
SL-ST100F	100W	6K	12600 Lm	120°	455 x 210 mm	IP66	3030 OSRAM	1Year	>85	≥.95	4	
SL-ST160F	160W	6K	17600 Lm	120°	600 x 345 mm	IP66	3030 OSRAM	1Year	>85	≥.95	4	
SL-ST200F	200W	6K	22000 Lm	120°	600 x 345 mm	IP66	3030 OSRAM	1Year	>85	≥.95	4	

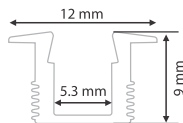
# Xenus SL LED ALUMINIUM PROFILES



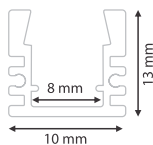
Product Code : SL869  
 Size : Lx9x9 mm  
 PCB : 5.3 mm  
 M.R.P (Rs./Meter) : On Request




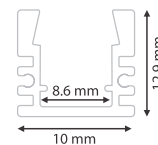
Product Code : SL870  
 Size : Lx9x9 mm  
 PCB : 5.3 mm  
 M.R.P (Rs./Meter) : On Request




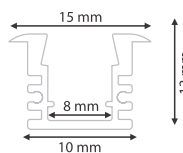
Product Code : SL624  
 Size : Lx10x13 mm  
 PCB : 8 mm  
 M.R.P (Rs./Meter) : On Request



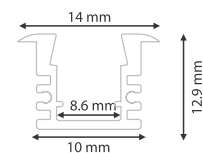
Product Code : SL624-839  
 Size : Lx10x12.9 mm  
 PCB : 8.6 mm  
 M.R.P (Rs./Meter) : On Request



Product Code : SL624A  
 Size : Lx10x13 mm  
 PCB : 8 mm  
 M.R.P (Rs./Meter) : On Request



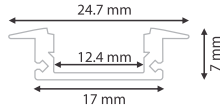
Product Code : SL624A-839A  
 Size : Lx10x12.9 mm  
 PCB : 8.6 mm  
 M.R.P (Rs./Meter) : On Request




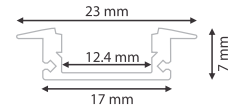
# Xenus SL LED ALUMINIUM PROFILES




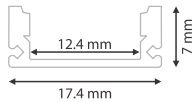
Product Code : SL508  
 Size : Lx17x7 mm  
 PCB : 12.4 mm  
 M.R.P (Rs./Meter) : On Request



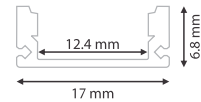
Product Code : SL508-102C  
 Size : Lx17x7 mm  
 PCB : 12.4 mm  
 M.R.P (Rs./Meter) : On Request



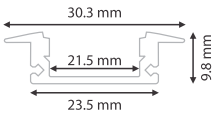
Product Code : SL509  
 Size : Lx17.4x7 mm  
 PCB : 12 mm  
 M.R.P (Rs./Meter) : On Request




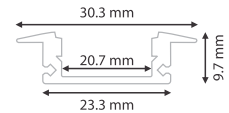
Product Code : SL509-103  
 Size : Lx17x6.85 mm  
 PCB : 12 mm  
 M.R.P (Rs./Meter) : On Request




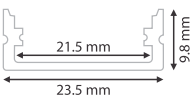
Product Code : SL617A  
 Size : Lx23.5x9.8 mm  
 PCB : 21.5 mm  
 M.R.P (Rs./Meter) : On Request



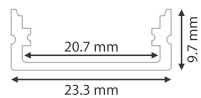
Product Code : SL617-801A  
 Size : Lx23.3x9.7 mm  
 PCB : 20.7 mm  
 M.R.P (Rs./Meter) : On Request



Product Code : SL617  
 Size : Lx23.5x9.8 mm  
 PCB : 21.5 mm  
 M.R.P (Rs./Meter) : On Request




Product Code : SL617-802A  
 Size : Lx23.5x9.7 mm  
 PCB : 21.5 mm  
 M.R.P (Rs./Meter) : On Request


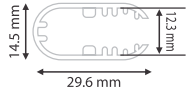




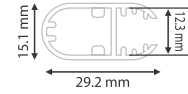
# Xenus SL LED ALUMINIUM PROFILES




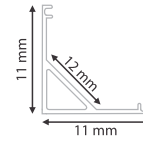
Product Code : SL630  
 Size : Lx12.3x8.6 mm  
 PCB : 15.3 mm  
 M.R.P (Rs./Meter) : On Request



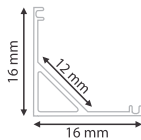
Product Code : SL630-885  
 Size : Lx12.3x8.6 mm  
 PCB : 15.3 mm  
 M.R.P (Rs./Meter) : On Request



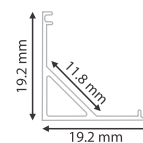
Product Code : SLV111  
 Size : Lx11x 11 mm  
 PCB : 12 mm  
 M.R.P (Rs./Meter) : On Request



Product Code : SL1616  
 Size : Lx16x16 mm  
 PCB : 12 mm  
 M.R.P (Rs./Meter) : On Request



Product Code : SL1919  
 Size : Lx19x19 mm  
 PCB : 12.1 mm  
 M.R.P (Rs./Meter) : On Request



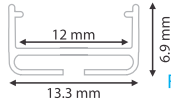
# Xenus<sup>SL</sup> LED ALUMINIUM PROFILES



Product Code : SL525  
 Size : Lx13.3X 6.9 mm  
 PCB : 12 mm  
 M.R.P (Rs./Meter) : On Request



NO SCREWS REQUIRED  
 FOR FITTING


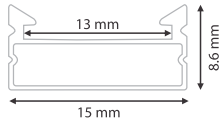


SPECIAL MAGNETIC  
 PROFILE  
 SPECIALLY DESIGNED  
 FOR IRON RACKS  
 FITTING WITHOUT SCREWS


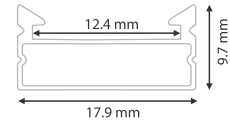
MAGNETS FOR FITTING ARE AVAILABLE AT EXTRA COST




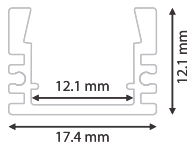
Product Code : SL502  
 Size : Lx15x7 mm  
 PCB : 13 mm  
 M.R.P (Rs./Meter) : On Request




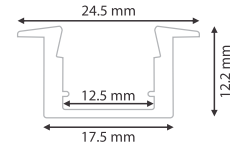
Product Code : SL507ZX  
 Size : Lx17.4X 12.1 mm  
 PCB : 12 mm  
 M.R.P (Rs./Meter) : On Request



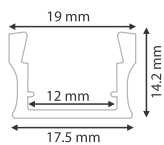
Product Code : SL505  
 Size : Lx17.4x12.1 mm  
 PCB : 13 mm  
 M.R.P (Rs./Meter) : On Request



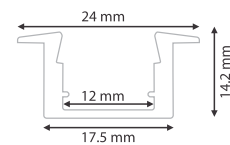
Product Code : SL605  
 Size : Lx17.5x12.2 mm  
 PCB : 12 mm  
 M.R.P (Rs./Meter) : On Request




Product Code : SL613  
 Size : Lx19x14.2 mm  
 PCB : 12 mm  
 M.R.P (Rs./Meter) : On Request




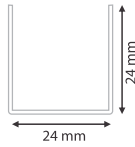
Product Code : SL613B  
 Size : Lx17x14.2 mm  
 PCB : 12 mm  
 M.R.P (Rs./Meter) : On Request



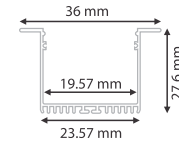
# Xenus SL LED ALUMINIUM PROFILES




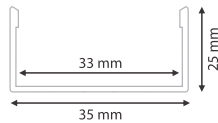
Product Code : SL712A  
 Size : Lx24x24 mm  
 PCB : 22.2 mm  
 M.R.P (Rs./Meter) : On Request




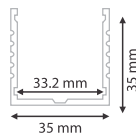
Product Code : SL712  
 Size : Lx23.5x27.6 mm  
 PCB : 19.57 mm  
 M.R.P (Rs./Meter) : On Request



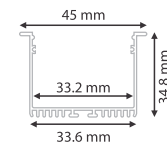
Product Code : SL717  
 Size : 50  
 PCB : 30 mm  
 M.R.P (Rs./Meter) : On Request




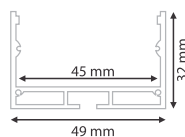
Product Code : SL809  
 Size : Lx35x35 mm  
 PCB : 33.2 mm  
 M.R.P (Rs./Meter) : On Request



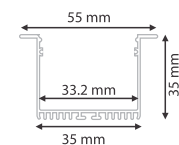
Product Code : SL808  
 Size : Lx33.6x34.8 mm  
 PCB : 33.2 mm  
 M.R.P (Rs./Meter) : On Request




Product Code : SL706  
 Size : Lx49x32 mm  
 PCB : 45 mm  
 M.R.P (Rs./Meter) : On Request




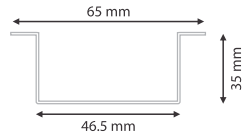
Product Code : SLA62  
 Size : Lx35x35 mm  
 PCB : 33.2 mm  
 M.R.P (Rs./Meter) : On Request



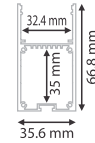
# Xenus SL LED ALUMINIUM PROFILES



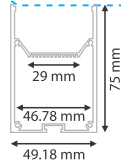
Product Code : SL810  
 Size : Lx46.58X 35 mm  
 PCB : 33.2 mm  
 M.R.P (Rs./Meter) : On Request



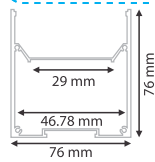
Product Code : SL710  
 Size : Lx35.6x66.8 mm  
 PCB : 32.4 mm  
 M.R.P (Rs./Meter) : On Request




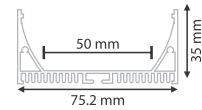
Product Code : SL707A  
 Size : Lx49.18x75mm  
 PCB : 29 mm  
 M.R.P (Rs./Meter) : On Request




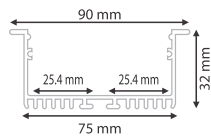
Product Code : SL820  
 Size : Lx76x76 mm  
 PCB : 33.2 mm  
 M.R.P (Rs./Meter) : On Request



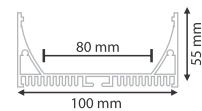
Product Code : SL811a  
 Size : Lx75.2x35 mm  
 PCB : 50 mm  
 M.R.P (Rs./Meter) : On Request




Product Code : SL9032  
 Size : Lx75x32 mm  
 PCB : 75 mm  
 M.R.P (Rs./Meter) : On Request




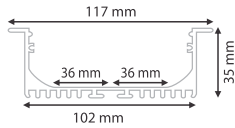
Product Code : SL818  
 Size : Lx100x55 mm  
 PCB : 80 mm  
 M.R.P (Rs./Meter) : On Request




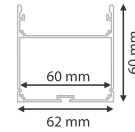
# Xenus SL LED ALUMINIUM PROFILES




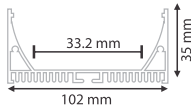
Product Code : SL9099  
 Size : Lx102x35 mm  
 PCB : 81 mm  
 M.R.P (Rs./Meter) : On Request




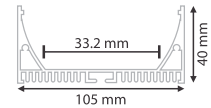
Product Code : SL6262-S60  
 Size : Lx62x62 mm  
 PCB : 60 mm  
 M.R.P (Rs./Meter) : On Request



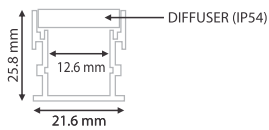
Product Code : SL777  
 Size : Lx102x35 mm  
 PCB : 33.2 mm  
 M.R.P (Rs./Meter) : On Request




Product Code : SL211  
 Size : Lx105x40 mm  
 PCB : 33.2 mm  
 M.R.P (Rs./Meter) : On Request



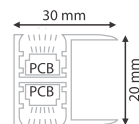
Product Code : SL2126GB  
 Size : Lx21.6x25.8 mm  
 PCB : 12.6 mm  
 M.R.P (Rs./Meter) : On Request



SPECIALLY DESIGNED FOR OUTDOOR WALLS & INDOOR GROUND BURIAL USE



Product Code : SL3020  
 Size : Lx30x20 mm  
 PCB : 12.5 mm  
 M.R.P (Rs./Meter) : On Request




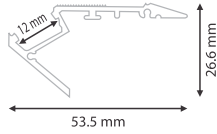
TWO WAY PROFILE



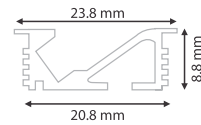
# Xenus SL LED ALUMINIUM PROFILES




Product Code : SL802  
Size : Lx53.2x26.6 mm  
PCB : 12 mm  
M.R.P (Rs./Meter) : On Request



Product Code : SL2109B  
Size : Lx 20.8 x 8.8 mm  
PCB : 5 mm  
M.R.P (Rs./Meter) : On Request



WALL GRAZER





# SL SMD LED STRIPS – GOLD SERIES 12V DC

MODEL : SL-60-3528G  
LED : SMD 3528  
COLOR : All colors  
No. of LED's : 60/meter  
Input Voltage : 12 V DC  
Power/Meter : 6W  
PCB : 8mm, Double  
Warranty : 2 Years  
Rolls/Box : 40  
IP Rating : IP20 / IP65  
M.R.P./Meter(Rs):

MODEL : SL-60-2835G  
LED : SMD 2835  
COLOR : 2.7K/3K/4K/6K  
No. of LED's : 60/meter  
Input Voltage : 12 V DC  
Power/Meter : 9W  
PCB : 8mm, Double  
Warranty : 2 Years  
Rolls/Box : 40  
IP Rating : IP20  
M.R.P./Meter(Rs):

MODEL : SL-120-3528G  
LED : SMD 3528  
COLOR : 3K/4K/6K  
No. of LED's : 120/meter  
Input Voltage : 12 V DC  
Power/Meter : 9.6W  
PCB : 8mm, Double  
Warranty : 2 Years  
Rolls/Box : 40  
IP Rating : IP20  
M.R.P./Meter(Rs):

MODEL : SL-120-2835G  
LED : SMD 2835  
COLOR : 3K/4K/6K  
No. of LED's : 120/meter  
Input Voltage : 12 V DC  
Power/Meter : 15W  
PCB : 8mm, Double  
Warranty : 2 Years  
Rolls/Box : 40  
IP Rating : IP20  
M.R.P./Meter(Rs):

MODEL : SL-60-5050G  
LED : SMD 5050  
COLOR : ALL COLORS  
No. of LED's : 60/meter  
Input Voltage : 12 V DC  
Power/Meter : 14.4W  
PCB : 10mm, Double  
Warranty : 2 Years  
Rolls/Box : 40  
IP Rating : IP20 / IP65/ IP67  
M.R.P./Meter(Rs):

MODEL : SL-120-3014G  
LED : SMD 3014  
COLOR : 2.7K / 3K  
No. of LED's : 120/meter  
Input Voltage : 12 V DC  
Power/Meter : 12W  
PCB : 10mm, Double  
Warranty : 2 Years  
Rolls/Box : 40  
IP Rating : IP20 / IP67  
M.R.P./Meter(Rs):

MODEL : SL-60-5050G-RGB  
LED : SMD 5050  
COLOR : RGB  
No. of LED's : 60/meter  
Input Voltage : 12 V DC  
Power/Meter : 14.4W  
PCB : 10mm, Double  
Warranty : 2 Years  
Rolls/Box : 40  
IP Rating : IP20 / IP67  
M.R.P./Meter(Rs):

MODEL : SL-120-2835K  
LED : SMD2835 (0.5W Copper Chip)  
COLOR : 3K / 4K  
No. of LED's : 120/meter  
Input Voltage : 12 V DC  
Power/Meter : 18W  
PCB : 8mm, Double  
Warranty : 2Year  
IP Rating : IP20  
Rolls/Box : 40  
M.R.P./Meter(Rs):




# SL SMD LED STRIPS – GOLD SERIES 24V DC

MODEL : SL-60-5050G-24  
LED : SMD 5050  
COLOR : 3K  
No. of LED's : 60/meter  
Input Voltage : 24 V DC  
Power/Meter : 14.4W  
PCB : 10mm, Double  
Warranty : 2 Years  
Rolls/Box : 40  
IP Rating : IP20  
M.R.P./Meter(Rs):

MODEL : SL-180-3014G  
LED : SMD 3014  
COLOR : 2.7K / 3K / 4K  
No. of LED's : 180/meter  
Input Voltage : 24 V DC  
Power/Meter : 15W  
PCB : 10mm, Double  
Warranty : 2 Years  
Rolls/Box : 40  
IP Rating : IP20 / IP67  
M.R.P./Meter(Rs):

MODEL : SL-240-3014G  
LED : SMD 3014  
COLOR : 2.7K / 3K / 4K  
No. of LED's : 240/meter  
Input Voltage : 24 V DC  
Power/Meter : 21W  
PCB : 10mm, Double  
Warranty : 2 Years  
Rolls/Box : 40  
IP Rating : IP20 / IP67  
M.R.P./Meter(Rs):

MODEL : SL-60-5050G-RGB  
LED : SMD 5050  
COLOR : RGB  
No. of LED's : 60/meter  
Input Voltage : 24 V DC  
Power/Meter : 14.4W  
PCB : 10mm, Double  
Warranty : 2 Years  
Rolls/Box : 40  
IP Rating : IP20  
M.R.P./Meter(Rs):







# SL SMD LED STRIPS – ECO SERIES 12V DC

MODEL : SL 60-3528  
LED : SMD 3528  
COLOR : All colors  
No. of LED's : 60/meter  
Input Voltage : 12 V DC  
Power/Meter : 4.8W  
PCB : 8mm, Double  
Warranty : 1Year  
Rolls/Box : 50  
IP Rating : IP20  
M.R.P./Meter(Rs):

MODEL : SL60-2835  
LED : SMD 2835  
COLOR : 3K/4K/6K  
No. of LED's : 60/meter  
Input Voltage : 12 V DC  
Power/Meter : 6W  
PCB : 8mm, Double  
Warranty : 1Year  
Rolls/Box : 50  
IP Rating : IP20  
M.R.P./Meter(Rs):

MODEL : SL120-3528  
LED : SMD 3528  
COLOR : ALL COLORS  
No. of LED's : 120/meter  
Input Voltage : 12 V DC  
Power/Meter : 9.6 W  
PCB : 8mm, Double  
Warranty : 1Year  
Rolls/Box : 40  
IP Rating : IP20 /IP65  
M.R.P./Meter(Rs):

MODEL : SL30-5050  
LED : SMD 5050  
COLOR : ALL COLORS  
No. of LED's : 30/meter  
Input Voltage : 12 V DC  
Power/Meter : 7.2W  
PCB : 10mm, Double  
Warranty : 1 Year  
Rolls/Box : 40  
IP Rating : IP20 / IP65  
M.R.P./Meter(Rs):

MODEL : SL 60-5050  
LED : SMD 5050  
COLOR : All Colors  
No. of LED's : 60/meter  
Input Voltage : 12 V DC  
Power/Meter : 14.4 W  
PCB : 10mm, Double  
Warranty : 1Year  
Rolls/Box : 40  
IP Rating : IP20 /IP65  
M.R.P./Meter(Rs):

MODEL : SL 30-5050  
LED : SMD 5050  
COLOR : RGB  
No. of LED's : 30/meter  
Input Voltage : 12 V DC  
Power/Meter : 7.2W  
PCB : 10mm, Double  
Warranty : 1 Year  
Rolls/Box : 40  
IP Rating : IP20 / IP65  
M.R.P./Meter(Rs):

MODEL : SL60-5050  
LED : SMD 5050  
COLOR : RGB  
No. of LED's : 60/meter  
Input Voltage : 12 V DC  
Power/Meter : 14.4W  
PCB : 10mm, Double  
Warranty : 1Year  
Rolls/Box : 40  
IP Rating : IP20 / IP65 / IP67  
M.R.P./Meter(Rs):

MODEL : SL120-2835  
LED : SMD 2835  
COLOR : 3K /4K /6K  
No. of LED's : 120/meter  
Input Voltage : 12 V DC  
Power/Meter : 12W  
PCB : 4mm/ 8mm, Double  
Warranty : 1Year  
Rolls/Box : 40  
IP Rating : IP20  
M.R.P./Meter(Rs):



# SL SMD LED STRIPS – ECO SERIES 12V DC

MODEL : SL-120-2835  
LED : SMD 2835  
COLOR : Red/Blue/Pink/Cyan/Amber  
No. of LED's : 120/meter  
Input Voltage : 12 V DC  
Power/Meter : 12W  
PCB : 8mm, Double  
Warranty : 1Year  
Rolls/Box : 40  
IP Rating : IP20  
M.R.P./Meter(Rs): **On Request**

MODEL : SL-60-5050  
LED : SMD 5050  
COLOR : RGB+WW  
No. of LED's : 60/meter  
Input Voltage : 12 V DC  
Power/Meter : 14.4W  
PCB : 10mm, Double  
Warranty : 1Year  
Rolls/Box : 40  
IP Rating : IP20  
M.R.P./Meter(Rs): **On Request**

MODEL : SL-120-2835  
LED : SMD 2835  
COLOR : 2.7K to 6.5K (3-in-1)  
No. of LED's : 120/meter  
Input Voltage : 12 V DC  
Power/Meter : 12W  
PCB : 8mm, Double  
Warranty : 1Year  
Rolls/Box : 50  
IP Rating : IP20  
M.R.P./Meter(Rs): **On Request**

MODEL : SL-192-2835  
LED : SMD 2835  
COLOR : 2.7K to 6.5K (3-in-1)  
No. of LED's : 192/meter  
Input Voltage : 12 V DC  
Power/Meter : 15W  
PCB : 8mm, Double  
Warranty : 1Year  
Rolls/Box : 50  
IP Rating : IP20  
M.R.P./Meter(Rs): **On Request**

MODEL : SL-60-5050P  
LED : SMD 5050  
COLOR : 2.7K / 3K /4K  
No. of LED's : 60/meter  
Input Voltage : 12 V DC  
Power/Meter : 14.4 W  
PCB : 10mm, Double  
Warranty : 1Year  
Rolls/Box : 40  
IP Rating : IP20 / IP67  
M.R.P./Meter(Rs):

MODEL : SL-120-2835P  
LED : SMD 2835  
COLOR : 2.7K / 3K /4K  
No. of LED's : 120/meter  
Input Voltage : 12 V DC  
Power/Meter : 12W  
PCB : 8mm, Double  
Warranty : 1Year  
Rolls/Box : 40  
IP Rating : IP20 / IP67  
M.R.P./Meter(Rs):

MODEL : SL-180-2835P  
LED : SMD 2835  
COLOR : 2.7K/3K /4K /6K  
No. of LED's : 180/meter  
Input Voltage : 12 V DC  
Power/Meter : 18W  
PCB : 10mm, Double  
Warranty : 1Year  
Rolls/Box : 40  
IP Rating : IP20 / IP67  
M.R.P./Meter(Rs):

MODEL : SL-240-2835P  
LED : SMD 2835  
COLOR : 2.7K / 3K /4K /6K  
No. of LED's : 240/meter  
Input Voltage : 12 V DC  
Power/Meter : 24W  
PCB : 12mm, Double  
Warranty : 1Year  
Rolls/Box : 40  
IP Rating : IP20 / IP67  
M.R.P./Meter(Rs):




# SL SMD LED STRIPS – ECO SERIES 24V DC

MODEL : SL-60-5050P24  
LED : SMD 5050  
COLOR : 2.7K / 3K /4K  
No. of LED's : 60/meter  
Input Voltage : 24 V DC  
Power/Meter : 14.4W  
PCB : 10mm, Double  
Warranty : 1Year  
Rolls/Box : 40  
IP Rating : IP20 / IP67  
M.R.P./Meter(Rs):

MODEL : SL-120-2835P24  
LED : SMD 2835  
COLOR : 2.7K / 3K /4K  
No. of LED's : 120/meter  
Input Voltage : 24 V DC  
Power/Meter : 12W  
PCB : 8mm, Double  
Warranty : 1Year  
Rolls/Box : 40  
IP Rating : IP20 / IP67  
M.R.P./Meter(Rs):

MODEL : SL-180-2835P24  
LED : SMD 2835  
COLOR : 2.7K / 3K /4K  
No. of LED's : 180/meter  
Input Voltage : 24 V DC  
Power/Meter : 18W  
PCB : 8mm, Double  
Warranty : 1Year  
Rolls/Box : 40  
IP Rating : IP20 / IP67  
M.R.P./Meter(Rs):

MODEL : SL-240-2835P24  
LED : SMD 2835  
COLOR : 2.7K / 3K /4K  
No. of LED's : 240/meter  
Input Voltage : 24 V DC  
Power/Meter : 24W  
PCB : 8mm, Double  
Warranty : 1Year  
Rolls/Box : 40  
IP Rating : IP20 / IP67  
M.R.P./Meter(Rs):




## SL SMD LED ROPE LIGHT



Product Code	LED TYPE	COLOR*	LED Qty/M	POWER / (Mtr)	LUMENS Per LED	VOLTAGE	IP Rating	Qty/Roll (Mtr)	M.R.P./Meter Rs.
SL-RP-120-3014	SMD 3014	3K / 6K	120	4.5 W	6-8 Lm	220V	IP65	50	
SL-RP-120-2835	SMD 2835	3K / 6K	120	5 W	6-8 Lm	220V	IP65	50	
SL-RP-120-5730	SMD 5730	3K / 6K	120	6.5 W	35-40 Lm	220V	IP65	50	
SL-RP-180-5730	SMD 5730	3K / 6K	180	9 W	35-40 Lm	220V	IP65	50	
SL-RP-60-5050	SMD 5050	RGB	60	9 W	35-40 Lm	220V	IP65	50	
SL-RP-120-5050	SMD 5050	RGB	120	18 W	35-40 Lm	220V	IP65	50	
<b>SL-RP-RGB Controller</b>						220V	IP 20	100	
<b>SL-RP-RGB WP Controller with remote</b>						220V	IP 65	100	

\* Other colors RED, BLUE, GREEN, PINK, YELLOW are also available. Please contact us for prices.



## SL LED SOFT NEON LIGHT



Product Code	LED TYPE	COLOR	LED Qty/M	VOLTAGE	Qty/Roll (Mtr)	M.R.P. / Meter Rs.
SL-RP220-NEON	SMD 2835	White WW Red Blue Pink Yellow	120	220V AC	50	
SL-RP12-NEON	SMD 2835	White WW Red Blue Pink Yellow	120	12V DC	5	



# SL SUPER SLIM SMPS



Product Code	INPUT VOLTAGE	OUTPUT VOLTAGE	SIZE	POWER	IP RATING	GUARANTEE <sup>^</sup>	MRP (Rs.)
SL12-24SS	110-270V AC	12V DC	192X18X18 mm	2A(24W)	IP-20	1 Year	
SL12-36SS	110-270V AC	12V DC	312X18X18 mm	3A(36W)	IP-20	1 Year	
SL12-60SS	110-270V AC	12V DC	312X18X18 mm	5A(60W)	IP-20	1 Year	



\* Wet, burned & Seal broken pieces will not be replaced under warranty.

# SL SMPS 12V DC – MINI SERIES (LOW HEIGHT)



Product Code	INPUT VOLTAGE	OUTPUT VOLTAGE	SIZE	POWER	IP RATING	GUARANTEE <sup>^</sup>	Pcs/Box (Rs.)	MRP
SL-1201MN	90-270V AC	12V DC	91x40x25	1.5 Amp ( 15W)	IP-20	2 Year PTP	157	
SL-1202 MN	90-270V AC	12V DC	109x40x25mm	2Amp (25W)	IP-20	2 Year PTP	50	
SL-1203MN	90-270V AC	12V DC	101x38x23mm	3 Amp (36W)	IP-20	2 Year PTP	126	
SL-1205 MN	90-270V AC	12V DC	142x36x23mm	5 Amp (60W)	IP-20	2 Year PTP	126	
SL-1208 MN	90-270V AC	12V DC	155x36x28mm	8 Amp (96W)	IP-20	2 Year PTP	63	
SL-1210 MN	90-270V AC	12V DC	155x36x28mm	10 Amp (120W)	IP-20	2 Year PTP	63	

\* Wet, burned & Seal broken pieces will not be replaced under warranty.

# SL SMPS 12V DC



Product Code	INPUT VOLTAGE	OUTPUT VOLTAGE	SIZE (mm)	POWER	IP RATING	GUARANTEE <sup>^</sup>	Pcs/Box	MRP (Rs.)
SL-1201	90-270V AC	12V DC	92x52x30	1.5 Amp ( 18W)	IP-20	2 Year PTP	157	
SL-1202 Mini	90-270V AC	12V DC	95x38x30	2 Amp ( 24W)	IP-20	2 Year PTP	157	
SL-1202M	90-270V AC	12V DC	115x52x35mm	2 Amp (25W)	IP-20	2 Year PTP	104	
SL-1203US	90-270V AC	12V DC	150x45x38mm	3 Amp (36W)	IP-20	2 Year PTP	102	
SL-1204M	90-270V AC	12V DC	110x78x41mm	4 Amp (48W)	IP-20	2 Year PTP	80	
SL-1205M	90-270V AC	12V DC	154x53x36mm	5 Amp (60W)	IP-20	2 Year PTP	80	
SL-1206-US	90-270V AC	12V DC	170x45x35mm	6 Amp (72W)	IP-20	2 Year PTP	100	
SL-1208 M	90-270V AC	12V DC	206x95x61mm	8 Amp (96W)	IP-20	2 Year PTP	63	
SL-1210 Mini	90-270V AC	12V DC	140x60x45mm	10 Amp (120W)	IP-20	2 Year PTP	63	
SL-1210-HD	90-270V AC	12V DC	206x95x61mm	10 Amp (120W)	IP-20	2 Year PTP	30	
SL-1212 M	90-270V AC	12V DC	165x90x40mm	12 Amp (150W)	IP-20	2 Year PTP	42	
SL-1215 M	90-270V AC	12V DC	130x100x40mm	15 Amp (180W)	IP-20	2 Year PTP	63	
SL-1220 M	90-270V AC	12V DC	190x90x45mm	20 Amp (240W)	IP-20	2 Year PTP	34	
SL-1230 M	90-270V AC	12V DC	190x90x45mm	30 Amp (360W)	IP-20	2 Year PTP	34	

<sup>^</sup> Piece to Piece



## SL SMPS RAINPROOF 12V DC



Product Code	INPUT VOLTAGE	OUTPUT VOLTAGE	SIZE	POWER	IP RATING	GURANTEE <sup>^</sup>	Pcs/Box	MRP (Rs.)
SL-1210-RP	90-270V AC	12V DC	170x98x50mm	10 Amp (120W)	IP-54	2 Year PTP	27	
SL-1212-RP	90-270V AC	12V DC	170x98x50mm	12.5 Amp (150W)	IP-54	2 Year PTP	27	
SL-1215-RPN	90-270V AC	12V DC	130x101x50mm	15 Amp (180W)	IP-54	2 Year PTP	27	
SL-1220-RPN	90-270V AC	12V DC	195x101x50mm	20 Amp (240W)	IP-54	2 Year PTP	27	
SL-1225-RPN	90-270V AC	12V DC	195x101x50mm	25Amp (300W)	IP-54	2 Year PTP	16	
SL-1230-RP	90-270V AC	12V DC	235x155x70mm	30 Amp (360W)	IP-54	Non-Warranty	13	
SL-1241-RP	90-270V AC	12V DC	235x155x70mm	41 Amp (500W)	IP-54	Non-Warranty	13	

Burned & Seal broken pieces will not be replaced under warranty. <sup>^</sup> Piece to Piece



## SL SMPS WATERPROOF 12V DC



Product Code	INPUT VOLTAGE	OUTPUT	SIZE VOLTAGE	POWER	IP RATING	GURANTEE <sup>^</sup>	Pcs/Box	MRP (Rs.)
SL-12-24w	90-270V AC	12V DC	105x45x35mm	24W	IP-67	2 Year PTP	24	
SL-12-36w	90-270V AC	12V DC	117x45x35mm	36W	IP-67	2 Year PTP	24	
SL-12-60w	90-270V AC	12V DC	130x45x35mm	60W	IP-67	2 Year PTP	20	
SL-12-100w	90-270V AC	12V DC	125x101x50mm	100W	IP-67	2 Year PTP	15	
SL-12-150w	90-270V AC	12V DC	130x101x50mm	150W	IP-67	2 Year PTP	12	
SL-12-200w	90-270V AC	12V DC	185x101x50mm	200W	IP-67	2 Year PTP	6	
SL-12-300w	90-270V AC	12V DC	195x101x50mm	300W	IP-67	2 Year PTP	6	

Burned & Seal broken pieces will not be replaced under warranty. <sup>^</sup> Piece to Piece



## SL SMPS ULTRA SLIM PHASE CUT + ANALOGUE DIMMABLE 12V DC



Product Code	INPUT VOLTAGE	OUTPUT VOLTAGE	SIZE	POWER	IP RATING	GUARANTEE <sup>^</sup>	Pcs/Box (Rs.)	MRP
SLOD12-60	200-240V AC	12V DC	195X42X30 mm	5A(60W)	IP-20	1 Year	20	
SLOD12-100	200-240V AC	12V DC	332X42X30 mm	8.3A(100W)	IP-20	1 Year	20	
SLOD12-150	200-240V AC	12V DC	286X49X30 mm	12.5A(150W)	IP-20	1 Year	15	
SLOD12-200	200-240V AC	12V DC	232X49X30 mm	16.6A(200W)	IP-20	1 Year	15	

Wet, burned & Seal broken pieces will not be replaced under Guarantee in any condition <sup>^</sup> Piece to Piece

## SL SMPS ULTRA SLIM PHASE CUT + ANALOGUE DIMMABLE 24V DC



Product Code	INPUT VOLTAGE	OUTPUT VOLTAGE	SIZE	POWER	IP RATING	GUARANTEE*	Pcs/Box (Rs.)	MRP
SLOD24-60	200-240V AC	24V DC	195X49X30 mm	2.5A(60W)	IP-20	1 Year	20	
SLOD24-100	200-240V AC	24V DC	332X42X30 mm	4.1A(100W)	IP-20	1 Year	20	
SLOD24-150	200-240V AC	24V DC	286X49X30 mm	6.25A(150W)	IP-20	1 Year	15	
SLOD24-200	200-240V AC	24V DC	232X49X30 mm	8.3A(200W)	IP-20	1 Year	15	

Wet, burned & Seal broken pieces will not be replaced under Guarantee in any condition <sup>^</sup> Piece to Piece





## SL LED DRIVERS

Product Code	INPUT VOLTAGE	OUTPUT VOLTAGE	CURRENT	MAX. POWER	IP RATING	Warranty <sup>^</sup>	MRP (Rs.)
SLODQ1	170-265V AC	6-11V DC	500mA±5%	5W	IP-20	2 Year	
SLODQ2	170-265V AC	6-11V DC	600mA±5%	7W	IP-20	2 Year	
SLODQ3	90-265V AC	25-40V DC	250mA±5%	10W	IP-20	2 Year	
SLODQ4	90-265V AC	21-42V DC	300mA±5%	12W	IP-20	2 Year	
SLODQ5	90-265V AC	25-40V DC	350mA±5%	15W	IP-20	2 Year	
SLODQ6	90-265V AC	25-40V DC	450mA±5%	18W	IP-20	2 Year	
SLODQ7	90-265V AC	25-40V DC	600mA±5%	25W	IP-20	2 Year	
SLODQ8	90-265V AC	25-40V DC	700mA±5%	30W	IP-20	2 Year	
SLODQ9	90-265V AC	20-42V DC	900mA±5%	40W	IP-20	2 Year	
SLODQ10	90-265V AC	25-40V DC	1200mA±5%	50W	IP-20	2 Year	
SLSDY0103APF	90-265V AC	3-10V DC	300mA±5%	3W	IP-20	2 Year	
SLSDY0407APF	90-265V AC	13-28V DC	300mA±5%	7W	IP-20	2 Year	
SLSDY0912	90-265V AC	27-40V DC	300mA±5%	12W	IP-20	2 Year	
SLSDY1318	90-265V AC	46-60V DC	300mA±5%	18W	IP-20	2 Year	
SLSDY1924APF	90-265V AC	54-68V DC	350mA±5%	24W	IP-20	2 Year	
SLSDY2736	90-265V AC	45-65VDC	600mA±5%	36W	IP-20	2 Year	
SLSDY4960	90-265V AC	44-55V DC	1100mA±5%	55W	IP-20	2 Year	



## SL WATERPROOF LED DRIVERS

Product Code	INPUT VOLTAGE	OUTPUT VOLTAGE	CURRENT	MAX. POWER	IP RATING	Warranty	MRP (Rs.)
SL10WFL	85-265V AC	24-36V DC	300mA±5%	10W	IP-65	2 Year	
SL20WFL	85-265V AC	24-36V DC	600mA±5%	20W	IP-65	2 Year	
SL30WFL	85-265V AC	24-36V DC	900mA±5%	30W	IP-65	2 Year	
SL50WFL	85-400V AC	24-36V DC	1500mA±5%	50W	IP-65	2 Year	



## SL DIMMABLE PHASE CUT LED DRIVERS (TRAC DIMMING)

Product Code	INPUT VOLTAGE	OUTPUT VOLTAGE	CURRENT	MAX. POWER	IP RATING	Warranty <sup>^</sup>	MRP (Rs.)
SLOT03	170-265V AC	3-10V DC	300mA±5%	3W	IP-20	2 Year	
SLOT07	170-265V AC	15-25V DC	300mA±5%	7W	IP-20	2 Year	
SLOT12	170-265V AC	27-40V DC	300mA±5%	12W	IP-20	2 Year	





## SL PHASECUT DIMMABLE LED DRIVERS



Product Code	INPUT VOLTAGE	OUTPUT VOLTAGE	CURRENT	DIMMING	IP RATING	Warranty <sup>^</sup>	MRP (Rs.)
SLOT03	220V AC	3-10V DC	300mA	3W Max	IP-20	2 Year	
SLOT05	220V AC	6-15V DC	500mA	5W Max	IP-20	2 Year	
SLOT06	220V AC	15-25V DC	300mA	6W Max	IP-20	2 Year	
SLOT07	220V AC	6-15V DC	600mA	7W Max	IP-20	2 Year	
SLOT10	220V AC	25-42V DC	250mA	10W Max	IP-20	2 Year	
SLOT12	220V AC	25-42V DC	300mA	12W Max	IP-20	2 Year	
SLOT15	220V AC	25-42V DC	400mA	15W Max	IP-20	2 Year	
SLOT18	220V AC	30-60V DC	300mA	18W Max	IP-20	2 Year	
SLOT20	220V AC	25-42V DC	500mA	20W Max	IP-20	2 Year	
SLOT25	220V AC	25-42V DC	600mA	25W Max	IP-20	2 Year	
SLOT30	220V AC	25-42V DC	700mA	30W Max	IP-20	2 Year	

## SL ANALOGUE DIMMABLE LED DRIVERS (0-10)



Product Code	INPUT VOLTAGE	OUTPUT VOLTAGE	CURRENT	DIMMING	IP RATING	Warranty <sup>^</sup>	MRP (Rs.)
SLODAL06	170-265V AC	15-25V DC	300mA	6W 0/1-10V	IP-20	2 Year	
SLODAL07	170-265V AC	6-15V DC	600mA	7W 0/1-10V	IP-20	2 Year	
SLODAL012	170-265V AC	25-42V DC	300mA	12W 0/1-10V	IP-20	2 Year	
SLODAL015	170-265V AC	25-36V DC	400mA	15W 0/1-10V	IP-20	2 Year	
SLODAL018	170-265V AC	25-42V DC	500mA	18W 0/1-10V	IP-20	2 Year	
SLODAL025	170-265V AC	25-42V DC	600mA	25W 0/1-10V	IP-20	2 Year	
SLODAL030	170-265V AC	25-42V DC	700mA	30W 0/1-10V	IP-20	2 Year	
SLODAL040	170-265V AC	25-42V DC	950mA	40W 0/1-10V	IP-20	2 Year	


## SL DALI ADJUSTABLE DIMMABLE LED DRIVERS



Product Code	INPUT VOLTAGE	OUTPUT	MAX WATTAGE	IP RATING	Warranty	MRP (Rs.)
SLOT15DA	100-250V AC	6-42 V 300 mA	15 W	IP-20	2 Year	
SLOT30DA	100-250V AC	6-42 V 550/600/650/700mA	18-30 W	IP-20	2 Year	
SLOT45DA	100-250V AC	6-42 V 900/950/1000/1050mA	35-45 W	IP-20	2 Year	

# Xenus

## SOME OF OUR DIRECT & INDIRECT ESTEEMED CLIENTS



### TERMS & CONDITIONS :

The rates are FOB Delhi | GST as applicable will be charged extra

All Disputes will be settled in Delhi jurisdiction only | No claim will be accepted for loss/damage of goods in transit

The rates are subject to change without notice | This Price List is effective from 20 Nov 2019 | This cancels any of our previous price lists

All logos and trademarks used in this catalogue and on the products are the registered trademarks of their respective companies.

The product specifications may change from time to time without any prior notice. Sunny Lights reserves all rights regarding the product and its specifications.

Due to continuing development, the picture shown of the product may vary with the actual product.