

## TATOO REMOVAL

### State-of-the-art technology for tattoo removal

The laser energy simply targets the ink particles, and the energy shatters them into small fragments which are removed out of our body. With Spectra XT, all types of colored tattoo are effectively removed by its four different wavelengths.

- \* Works for all colored tattoos
- \* Less pain and less scarring

Tattoo



Courtesy of M. Werner, MD, USA

## ONYCHOMYCOSIS TREATMENT

### New approach to treat nail fungus

Spectra XT's powerful energy output delivery further supports or replaces current conventional treatments which use systemic drugs and topical creams. It is a safer treatment especially for those who can't take systemic drugs due to compromised liver conditions.

- \* Perfect replacement treatment for those who can't take drugs
- \* Provides synergic effect with current treatments

Onychomycosis



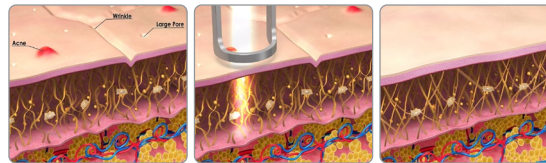
Courtesy of B. Rümmelein, MD, Switzerland

## REVITAL TREATMENT

### Ultimate skin rejuvenation solution to revitalize your skin

If you are one of those people who have suffered from such non-responsive large pores and wrinkles, then Revital treatment is the no-downtime skin rejuvenation solution you can rely on.

- \* Lunch-time procedure
- \* Absolutely no downtime



Large pores and Seborrhea



Courtesy of S.B. Cho, MD, South Korea

SEE SPECTRA XT FOR YOURSELF!

**LUTRONIC**  
Intelligent Care

©2020 LUTRONIC. ALL RIGHTS RESERVED. LUTRONIC, Lutronic Intelligent Care, Spectra XT, and associated logos are service marks, trademarks, and/or registered trademarks of Lutronic Corp. and/or its subsidiaries in the USA and/or other countries.  
PAT\_SPECTRA\_XT\_BRF\_V1 INT

## COMPLETE AESTHETIC SOLUTIONS



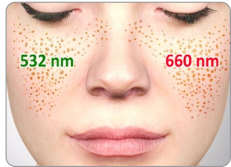
ASK FOR **SPECTRA XT**

# RUVY TOUCH

## The safest freckle treatment, better than any others

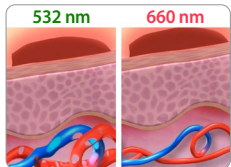
RuVY Touch is a safety-proven new pigment removal treatment using a unique wavelength, 660 nm, that significantly reduces the possibility of having post-treatment side effects such as PIH.

- \* Safer than previous 532 nm wavelength
- \* Still as effective as 532 nm wavelength



### Before

Freckles are prominently spread over all the face. The right side of the face is treated with 532 nm, and the left side with 660 nm.



### Treatment

Blood vessels under the area treated with 532 nm are damaged. On the other hand, 660 nm still leaves blood vessels intact.



### After

PIH or other side effects are often seen in areas treated with 532 nm. On the other hand, 660 nm removes freckles very efficiently, but with minimal risk of side effects.

### Solar lentigo



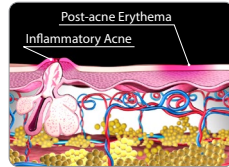
Courtesy of T. C. Huang, MD, Taiwan

# GOLD TONING

## One-stop solution for erythema and acne

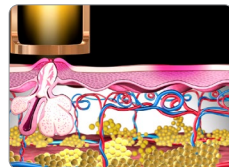
Gold Toning using the 595 nm wavelength lightens post-acne redness and also helps in the reduction of inflammatory acne by virtue of its characteristics through which vasculature in an abnormal status is returned to its normal state through photobiomodulatory effects.

- \* New solution for post-acne erythema
- \* Less drugs needed for inflammatory acne



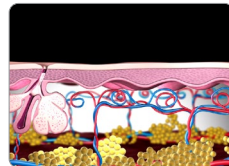
### Before

Inflammatory acne is in active phase, and post-acne redness still remains in the skin.



### Treatment

The treatment area is irradiated with the 595 nm yellow light.



### After

Inflammatory acne has subsided and post-acne redness has resolved.

### Post-acne redness



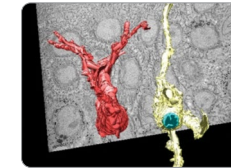
Courtesy of Ratchathorn Panchaprateep, MD, Thailand

# LASER TONING

## Perfect choice for melasma treatment

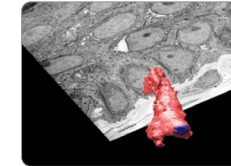
Laser Toning removes or lightens the appearance of melasma as melanin and melanosomes in the skin are selectively destroyed by the laser energy. The clinical benefit has been proven over recent years in all different types of skin, and it is now even more effective with the new treatment mode of Spectra XT using its double-pulse technology.

- \* Gold standard treatment for melasma
- \* Lower recurrence rate



### Before

Melanocyte in melasma patient has many dendrites and stretches from the basal layer up towards the granular layer.



### After

The 3D structure of the melanocyte with fewer dendrites is seen after Laser Toning treatment. This melanocyte is still alive, but its capability to pass melanin into the keratinocytes (skin cells) have been dramatically decreased.

*"A low fluence Q-switched Nd:YAG laser modifies the 3D structure of melanocyte and ultrastructure of melanosome by subcellular-selective photothermolysis"*  
Journal of Electron Microscopy 60(1): 11-18 (2011)

### Laser Toning



Courtesy of S.A. Miresmaili, MD, Iran